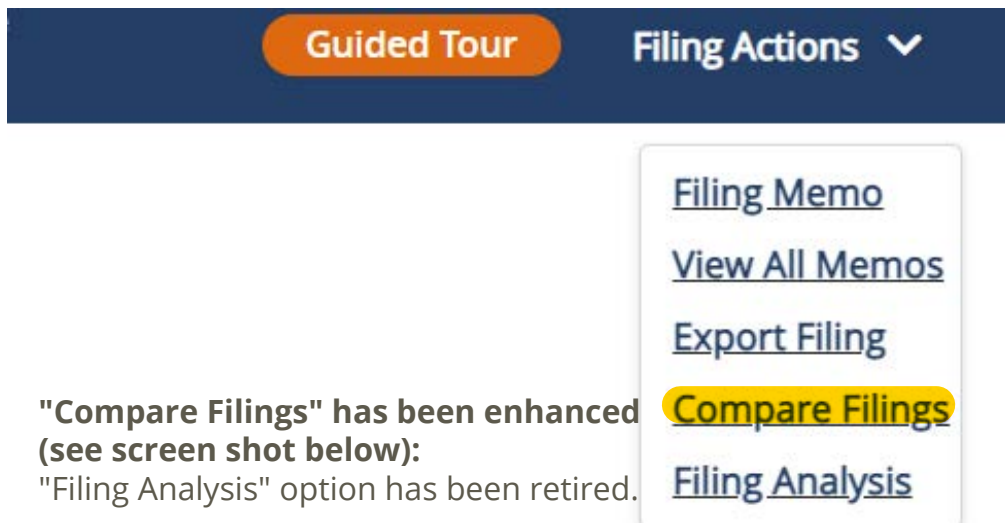


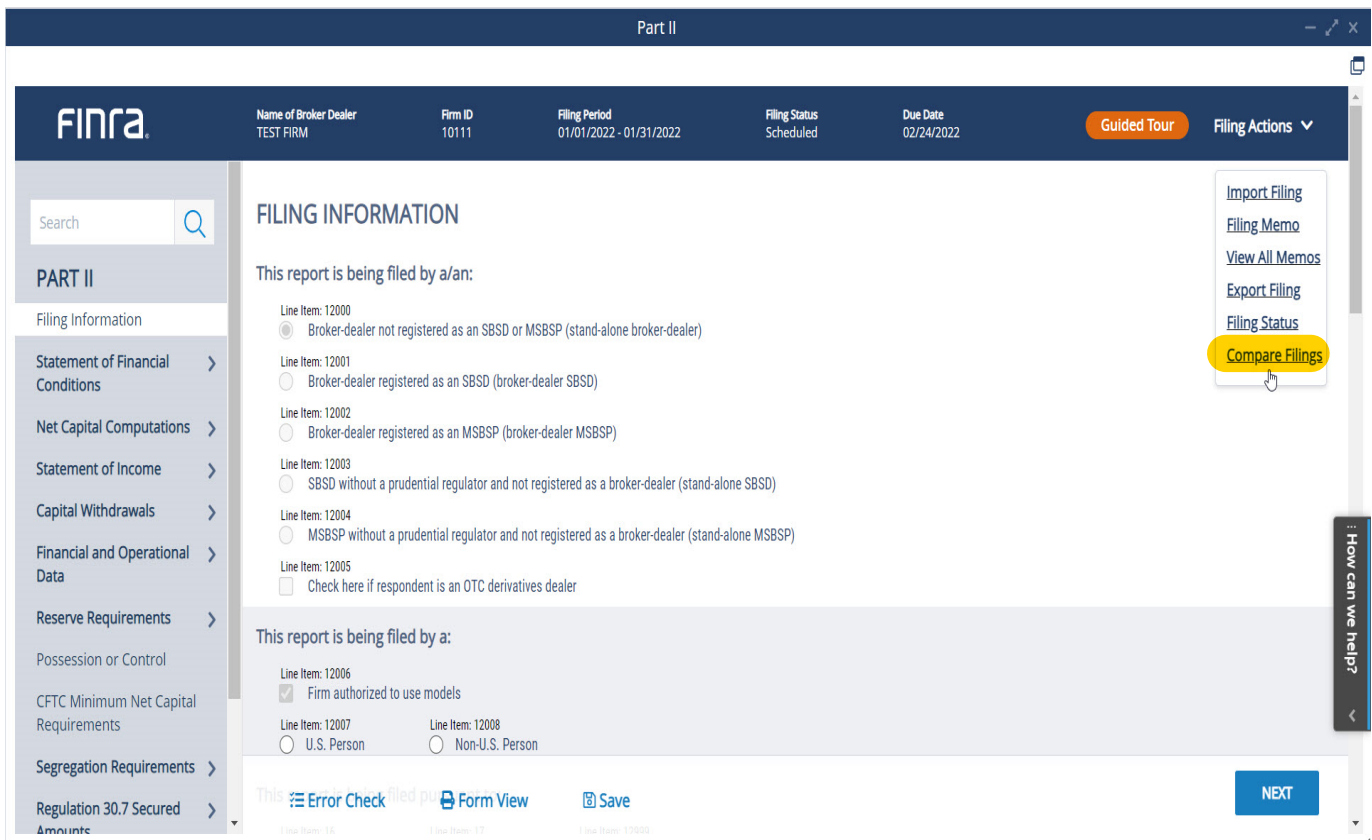
# **FINRA eFOCUS User Guide: Reference Manual for Comparing Filings**

# NEW FEATURES AND ENHANCEMENTS

The eFOCUS system now offers an enhanced Compare Filings function.

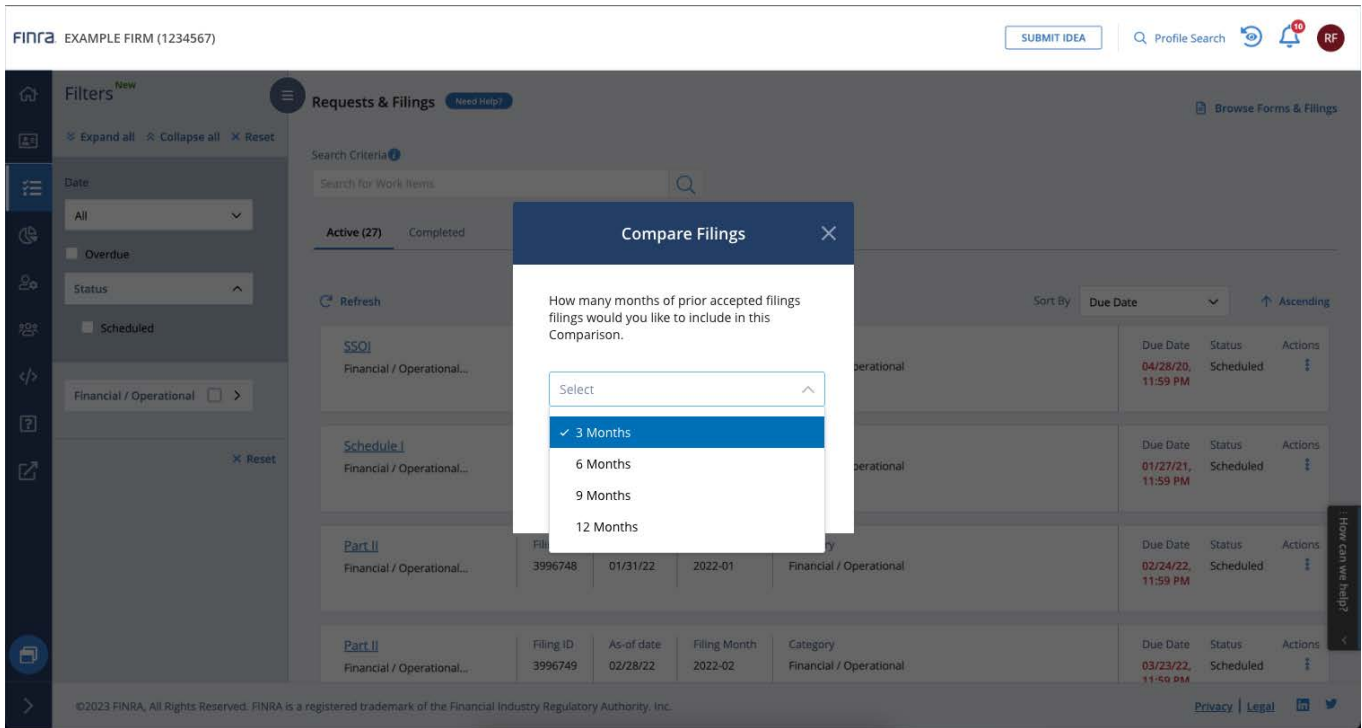


## Full Page View



# Compare Function

The Compare function features a more intuitive layout for every form type. The user can select the number of filings offer options to Compare filings from the previous three, six, nine, and twelve months:



# Excel Export

eFOCUS offers the comparison format below via an Excel export. This provides for a clean period over period view.

	A	B	C	D	E
1	<b>FOCUS Filing Comparison</b>				
2			<b>Status: Accepted Submitted: 04/21/23 As of: 03/31/23</b>	<b>Submitted: 03/23/23 As of: 02/28/23</b>	<b>Status: Accepted Submitted: 02/22/23 As of: 01/31/23</b>
3	I0024	Period Begin Date	1/1/2023	2/1/2023	1/1/2023
4	I0025	Period End Date	3/31/2023	2/28/2023	1/31/2023
5	I0099	Period End Date	3/31/2023	2/28/2023	1/31/2023
6	I0200	Cash		100	100
7	I0300	Allow-Rec from B/D and CI Org- Other		101	101
8	I0750	Total Cash		102	102
9	I0810	Total-Recble Fr. B/D's - Other		103	103
10	I12019	Allowable: Total net securities, commodities, and swaps positions		104	104
11	I12024	Total: Total net securities, commodities, and swaps positions		105	105
12	I0540	Total Allowable Assets		106	106
13	I0670	NonAllow-Invst in&Rec Fr Affil/Subs/Ptrshps		107	107
14	I0710	NonAllow-Loans & Advances		108	108
15	I0720	NonAllow-Other Assets - Miscellaneous		109	109
16	I0740	Total Nonallowable Assets		110	110
17	I0910	Total-Invst in & Rec Fr Affil/Subs/Ptrshps		111	111
18	I0930	Total-Other Assets		112	112
19	I0940	Total Assets		113	113
20	I12044	Total-Total net securities, commodities, and swaps positions		114	114
21	I1640	Total-Accts Payable		115	115
22	I1670	Total-Accrued Expenses & Oth Liabilities		116	116
23	I1680	Total Accounts Payable & Accr Exp-Other		117	117
24	I1690	Total-Notes & Mortgage Payable-Unsecured		118	118
25	I1760	Total Liabilities		119	119
26	I1780	Total Partners Ownership Equity		120	120
27	I1800	Total Ownership Equity		121	121
28	I1810	Total Liabilities & Ownership Equity		122	122
29	I3540	Total Non-Allow Assets from SFC		123	123