

FINRA ADDS[®]
FINRA Automated Data Delivery
System[®]
User Guide

Table of Contents

Overview	4
Access.....	4
Web Access	4
Trade Journals	4
TRACE Security Activity Report (TSAR).....	4
End-of-Day TRACE Transaction Files	4
SFTP Access	4
Data Delivery SFTP for Trade Journals	4
Data Delivery SFTP for TRACE Security Activity Reports and/or End-of-Day TRACE Transaction Files.....	5
Enrollment	5
Web Access Enrollment.....	5
Data Delivery SFTP Enrollment for Trade Journals.....	5
Data Delivery SFTP Enrollment for TRACE Security Activity Reports and End-of-Day TRACE Transaction Files.....	6
Access Data on the FINRA ADDS Website	6
File Availability	6
Request Files	6
Access Data via SFTP	7
SFTP Set-Up Process.....	7
SFTP Data Delivery	9
File Format	9
File Naming Convention.....	9
File Contents	10
TRACE Trades File	10
TRACE Rejects File	14
ORF Trades File.....	17
ORF Rejects File.....	21
Clearing Trades File	26
ADF Trades File	31
ADF Rejects File	37
TRACE Security Activity Report.....	41
End-of-Day TRACE Transaction Files	43
Fees	54
TRACE Data Delivery SFTP	55
ORF Data Delivery SFTP.....	55

Clearing Data Delivery SFTP	55
ADF Data Delivery SFTP	55
TRACE Security Activity Report.....	55
End-of-Day TRACE Transaction Files	55
Expected File Delivery and Support.....	55
Availability of Trade Journal Files	55
Availability of TRACE Security Activity Reports.....	56
Availability of End-of-Day TRACE Transaction Files	56
Support.....	56
Troubleshooting	56
Access Denied Message.....	56
Unable to Connect via SFTP	56
Contact FINRA	56

Overview

FINRA's Automated Data Delivery Service (FINRA ADDS) is a secure website through which firms can request transaction data submitted to TRACE, the Alternate Display Facility (ADF) or the OTC Reporting Facility (ORF) through the TRAQS system. By request, FINRA ADDS also can deliver monthly activity reports for TRACE securities as well as end-of-day TRACE dissemination files.

Firms may use ADDS data to help monitor their trading and reporting activity and support compliance procedures.

Access

FINRA ADDS offers two types of access:

Web Access

[FINRA ADDS](#) web site is accessible via Chrome, Edge, Firefox, or Safari.

Trade Journals

The FINRA ADDS website allows users with the TRACE, ADF, ORF and/or Clearing Firm Trade Journals entitlement privileges to request trade journals from any date within the past 2 years via the [FINRA ADDS](#) website. There is no fee for web access.

TRACE Security Activity Report (TSAR)

Subscribing users can access the TSAR monthly reports via the ADDS website. Subscribers to the report pay \$750 per month, unless the subscriber is a qualifying tax-exempt organization, in which case FINRA would charge \$250 per month.

End-of-Day TRACE Transaction Files

Subscribing users can download daily TRACE transaction files via the ADDS website. These files differ from the TRACE Trade Journals in that they contain all trades disseminated to the public, whereas the Trade Journals contain trades to which the requesting firm is a party (whether as the reporting, executing party or contra). These files are provided in data sets that correspond to the TRACE data feeds; i.e., ATDS for Agency data, BTDS for corporate bond trading activity, TSDS for Treasury trading activity, SPDS containing Securitized Products trades, and BTDS 144a and SPDS 144a, providing Rule 144a transactions within the BTDS and SPDS categories defined above. Subscribers are assessed \$750 per month per data set, unless the subscriber is a qualifying tax-exempt organization, in which case FINRA would charge \$250 per month per data set. Subscribers to the vendor real-time data feed(s) will not be charged a fee to receive the end-of-day TRACE Transaction file(s) for the feed(s) to which they subscribe.

SFTP Access

Data Delivery SFTP for Trade Journals

Firms that enroll in the SFTP service to receive Trade Journals for one or more products can establish an automated interface to retrieve their data via Secure File Transfer Protocol (SFTP). On a daily basis, FINRA makes the prior day's transaction and reject files available for SFTP retrieval for all firms that subscribe to this service. The SFTP services are fee-based; firms will be assessed a fee per MPID or Clearing Number enrolled in each service and product. [Read about fees](#) for the respective services below.

Data Delivery SFTP for TRACE Security Activity Reports and/or End-of-Day TRACE Transaction Files

SFTP access is available to any firm subscribing to receive the End-of-Day TRACE Transaction files and/or TRACE Security Activity Reports. Once a firm has requested an SFTP account and the account and firm's Gateway IP address have been established, the firm's SFTP user can log in to retrieve the daily End-of-Day TRACE files, and/or the monthly TSAR files.

Enrollment

Web Access Enrollment

Access to the FINRA ADDS website is available to firms for free, and all types of data are available for free via the website except for the TRACE Security Activity Reports and the End-of-Day TRACE Transaction files (those are purely subscription-based). Firms gain access via the [FINRA Entitlement Program](#). Note: FINRA ADDS is separate from the TRAQS system. The user's TRAQS user ID and password will not work for FINRA ADDS.

Each FINRA Member Firm has a Super Account Administrator (SAA) that can grant trade journal access to users at the firm. To identify your firm's SAA: log into the [FINRA Firm Gateway](#), click on My Account and view the information on the Applications & Administrators tab or call the FINRA Gateway Call Center at (800) 321-6273. Non-member firms need to establish an account administrator for FINRA ADDS that can set up user accounts for the firm.

To grant access to Trade Journals, the Account Administrator should give the users at least one MPID (a TRACE MPID for the TRACE trade journals and/or an Equity MPID for the ORF and/or ADF trade journals) and access to the appropriate trade journals entitlements in the FINRA ADDS section. Note: Clearing firm users do not need an MPID on their account, as their files are organized by Clearing Number.

Once access is granted, users can log into [FINRA ADDS](#) to request and download data.

To access the TRACE Security Activity Reports and/or the End-of-Day TRACE Transaction files via the web, firms must first contact the TRACE Data Services group to sign an agreement. The TRACE Data Services group may be reached by [email](#) or by phone at 888-507-3665.

Data Delivery SFTP Enrollment for Trade Journals

Data Delivery SFTP enables firms to establish an automated interface to retrieve their data via Secure File Transfer Protocol (SFTP).

Enrollment in Data Delivery SFTP for Trade Journals is **optional**, and requires the firm to submit a FINRA ADDS Optional Services Request Form to establish a dedicated FTP user account. Data Delivery SFTP access is available for TRACE, ADF, ORF, and Clearing trade journals. A link to the request forms can be found at www.finra.org/datadelivery.

Firms need to submit a separate form for each reporting facility they wish to enroll an MPID or clearing number, and will be charged a monthly fee per facility. Fee information is available at www.finra.org/datadelivery/fees, and in the [Fee section](#) of this document.

Upon receipt of the Request Form, FINRA will enroll the firm in Data Delivery SFTP, create an FTP user account for the firm, and contact the submitter with the information regarding the new account. At that

point, FINRA will be able to establish SFTP access for the firm. **Please see the Access Data via SFTP section below for more information on setting up your SFTP access.**

Please note: the FTP account will only be able to access data made available for SFTP access; the firm will not be able to use the FTP user's ID and password to log into <https://myfiles.finra.org/myfiles-ui/tradeJournals>. Since FTP users are intended for automated access, their passwords are not required to be reset every 120 days.

Data Delivery SFTP Enrollment for TRACE Security Activity Reports and End-of-Day TRACE Transaction Files

Firms that wish to receive their TRACE Security Activity Reports and/or End-of-Day TRACE Transaction files via SFTP must first contact the TRACE Data Services group to sign an agreement. The TRACE Data Services group may be reached by [email](#) or by phone at 888-507-3665.

Upon receipt of the completed form, FINRA will create an FTP user account for the firm or modify an existing FTP user account, to provide access (note: this process can take up to 3 business days). FINRA will contact the submitter with the information regarding the new or updated account. The FTP user will then be able to set up his/her SFTP account. **Please see the Access Data via SFTP section below for more information on setting up your SFTP access.**

Access Data on the FINRA ADDS Website

File Availability

FINRA ADDS data will be available via the new My Files service:
<https://myfiles.finra.org/myfiles-ui/tradeJournals>

Trade Journals are made available on FINRA ADDS by 5 a.m. on the next day after the trade report date. For example, trades reported to ORF on a Friday will be available by 5 a.m. on Monday.

Please note: Occasionally, network maintenance is performed on Friday nights or Saturday mornings that may impact your ability to log in and retrieve your files. Whenever possible, we will notify firms in advance of maintenance work.


TRACE Security Activity Reports are also made available on the first business day of each month, for the month three months prior (i.e., October data will be available on the first day of the following February). Users will receive an email when each month's data becomes available.

The End-of-Day TRACE Transaction files will be available each trading day after 7:30pm.

Request Files

To request data, log into [FINRA ADDS](#). The immediate view shows reports from the past 30 calendar days. Reports for the past 2 years are available by query. The default view of reports can be filtered by the following fields:











1. Start Date
2. End Date
3. Report Category

4. Firm ID
5. Request Type (different for each Report Category)
6. File Type (different for each Request Type)
7. You need to click Search button to apply the filters
8. You can sort the list by clicking on any of the column headers
9. Once you have located the file you need – click the download  icon to save file to your machine

FINRA Finra Automated Data Delivery System®

Start Date: 7/12/2019 **1** End Date: 10/10/2019 **2**

Report Category: **3** Firm ID: **4** Request Type: Any **5** File Type: Any **6** Search **7**

CRD ID 8	Report Category	Firm ID	Request Type	File Type	Trade Report Date
 9	Trace	JPMS	Corporate & Agency Debt	Trades	10/06/19
 79	Trace	JPMS	Securitized Products	Trades	09/29/19
 79	Trace	JPMS	Corporate & Agency Debt	Rejected	09/26/19
 79	Trace	JPMS	Corporate & Agency Debt	Trades	09/26/19
 79	Equity	JPMS	OTC Trade Reporting Facility	Rejected	09/26/19
 79	Equity	BSSC	OTC Trade Reporting Facility	Rejected	09/26/19
 79	Equity	JPMS	OTC Trade Reporting Facility	Trades	09/26/19
 79	Equity	BSSC	OTC Trade Reporting Facility	Trades	09/26/19
 79	Equity	BEST	OTC Trade Reporting Facility	Trades	09/26/19
 79	Trace	JPMS	Securitized Products	Trades	09/26/19

1 to 25 of 34 |< < Page 1 of 2 > >|

Access Data via SFTP

Firms that sign up for Data Delivery SFTP access have a **dedicated user account** created specifically for accessing the files via SFTP. That account will be able to log in programmatically to retrieve files, but will not be able to log into the FINRA ADDS website. Please note: SFTP files are retained in their delivery folders for 30 days after which they are deleted.

SFTP Set-Up Process

To set up your firm to retrieve data via SFTP, you will need to follow these steps:

1. For Trade Journal access, submit the appropriate form on the [How to Request Access Page](#) to request a dedicated FTP user account.
For access to the TRACE Security Activity Report and/or End-of-Day TRACE Transaction files, contact the TRACE Data Services team at 888-507-3665 or via [email](#).
2. Send your firm's Gateway IP address to datadelivery@finra.org so that FINRA can associate your firm with our firewall. **This should be your firm's externally visible IP.** (If applying for TSAR or End-of-Day TRACE Transaction files, you should already have provided this information on the

agreement and do not have to provide it again.) FINRA will then set up your firm's SFTP account for access and notify you when that process is complete. **Note: this process will take several days at minimum, and may take longer if there are issues with the IP address provided.**

3. Change the temporary password provided by the Entitlement Group and choose a permanent password. FTP users should log into: <https://gateway.finra.org/update> their passwords (this cannot be done via the FINRA SFTP site). Since FTP users are intended for automated access, passwords are not required to be reset every 120 days. Once the user has updated his/her password, he/she will see an Access Denied page. At that point, the browser can be closed.
4. Connect via SFTP using connection information provided in the fileX user guide: https://www.finra.org/sites/default/files/fileX_User_Guide.pdf
5. Download your files. Reports previously located in a single **tradejournals/out** folder will be split by types into separate folders listed below and will have your CRD ID at the root (shown below as XXXXX). You will need to integrate with folders depending on the report type(s) you're interested in.

Alternate Display Facility Rejected	XXXXX/tradejrnlsequity_adf
Alternate Display Facility Trades	XXXXX/tradejrnlsequity_adf
Corporate & Agency Debt Rejected	XXXXX/tradejrnlstrace_ca
Corporate & Agency Debt Trades	XXXXX/tradejrnlstrace_ca
Canadian Depository for Securities Trades	XXXXX/tradejrnlsclearing_cds
Clearing Trades ORF Trades	XXXXX/tradejrnlsclearing_orf
Over-the-Counter Reporting Facility Rejected	XXXXX/tradejrnlsequity_orf
Over-the-Counter Reporting Facility Trades	XXXXX/tradejrnlsequity_orf
Securitized Products Rejected	XXXXX/tradejrnlstrace_sp
Securitized Products Trades	XXXXX/tradejrnlstrace_sp
Treasuries Rejected	XXXXX/tradejrnlstrace_trsr
Treasuries Trades	XXXXX/tradejrnlstrace_trsr
EOD ATDS file without CUSIP	XXXXX/tradejrnlagency
EOD ATDS file with CUSIP	XXXXX/tradejrnlagencyc
EOD BTDS144A file without CUSIP	XXXXX/tradejrnlstrace_cb_144a
EOD BTDS144A file with CUSIP	XXXXX/tradejrnlstrace_cb_144ac
EOD BTDS file without CUSIP	XXXXX/tradejrnlstrace_cb
EOD BTDS file with CUSIP	XXXXX/tradejrnlstrace_cbc
EOD SPDS144A file without CUSIP	XXXXX/tradejrnlstrace_sp_144a
EOD SPDS144A file with CUSIP	XXXXX/tradejrnlstrace_sp_144ac
EOD SPDS file without CUSIP	XXXXX/tradejrnlstrace_eod_sp
EOD SPDS file with CUSIP	XXXXX/tradejrnlstrace_eod_spc

EOD TSDS file without CUSIP	XXXXX /tradejrnl/trace_eod_tsd
EOD TSDS file with CUSIP	XXXXX /tradejrnl/trace_eod_tsdsc
Security Activity Report without CUSIP	XXXXX/tradejrnl/tsar
Security Activity Report with CUSIP	XXXXX/tradejrnl/tsarc

Questions regarding the SFTP set-up process may be directed to datadelivery@finra.org.

SFTP Data Delivery

Trade journal files will be delivered to your firm's folder daily for each MPID or clearing number you have enrolled in one of the Data Delivery SFTP services. FINRA will deliver both the Trades and, if applicable, Rejects files for every date on which the enrolled firm has data. **If your firm has no transactions or rejects of either type for a date, you will not receive any files for that date.**

TRACE Security Activity Reports will be delivered monthly when they become available, to all subscribers. Users that have not opted out of email notification will receive an email when the report is available for retrieval.

End-of-Day TRACE Transaction data will be delivered daily. No email notification will be sent when the daily files are available.

File Format

Trade journal files, End-of-Day TRACE Transaction files, and TSAR Monthly files are made available in .zip format. Many systems allow users to open .zip files without requiring any additional software. Simply double-click the zip file to extract your data file.

Please note: When opening files in Excel, dates, CUSIPs, and other fields may be auto-formatted and display differently than intended. If viewing the data in Excel, you may wish to set formatting on those fields to Text rather than General so that the fields are not mis-formatted.

If your system does not permit you to open a .zip file, you may need to download a compression program (such as WinZip, available free of charge). If your firm blocks access to .zip files, you can save your files with a different extension to access them. Contact your firm's technology support for assistance.

File Naming Convention

The files will be named per the following convention, where TR is the trades file and RJ is the rejects file:

TRACE Files for Corporate and Agency trades:

CA_TR_<MPID>_<YYYYMMDD>_<Seq#>.zip

CA_RJ_<MPID>_<YYYYMMDD>_<Seq#>.zip

TRACE Files for Securitized Products trades:

SP_TR_<MPID>_<YYYYMMDD>_<Seq#>.zip

SP_RJ_<MPID>_<YYYYMMDD>_<Seq#>.zip

TRACE Files for Treasury trades:

TS_TR_<MPID>_<YYYYMMDD>_<Seq#>.zip

TS_RJ_<MPID>_<YYYYMMDD>_<Seq#>.zip

ORF Files:

ORF_TR_<MPID>_<YYYYMMDD>_<Seq#>.zip

ORF_RJ_<MPID>_<YYYYMMDD>_<Seq#>.zip
 Clearing Files:
 CTO_TR_<ClearingNumber>_<YYYYMMDD>_<Seq#>.zip
 ADF Files:
 ADF_TR_<MPID>_<YYYYMMDD>_<Seq#>.zip
 ADF_RJ_<MPID>_<YYYYMMDD>_<Seq#>.zip
 TRACE Monthly Security Activity Reports:
 TSAR_Monthly_<CUSIP or NOCUSIP>_<YYYYMMDD>.zip
 End-of-Day TRACE Transactions
 MPPBDSS_<CUSIP or NONCUSIP>_<YYYYMMDD>.zip
 MPPATDSS_<CUSIP or NONCUSIP>_<YYYYMMDD>.zip
 MPPSPDSS_<CUSIP or NONCUSIP>_<YYYYMMDD>.zip
 MPPBT14S_<CUSIP or NONCUSIP>_<YYYYMMDD>.zip
 MPPSP14S_<CUSIP or NONCUSIP>_<YYYYMMDD>.zip
 EOD_<CUSIP or NO_CUSIP>_<YYYYMMDD>.csv

File Contents

TRACE Trades File

The **TRACE Trades** files contain all transaction reports for the type (Corporate and Agency (CA), Securitized Products (SP), or Treasuries (TS)) and date requested where the selected MPID was present in any of the following fields:

- Reporting Party (RPID)
- Reporting Party Give Up (RPGU)
- Contra Party (CPID)
- Contra Party Give Up (CPGU)

The Trades files contain new transactions, correction submissions, cancelations and reversals. The last row in the file will contain a count of the number of trade records included in the file. The following fields are provided in the file:

Column	Description	Data Type/Possible Values
Trade Report Date	The date the transaction was reported to TRACE	MM/DD/YYYY
Trade Report Time	The time the transaction was reported to TRACE	HH:MM:SS – format for CA & SP HH:MM:SS.TTTTTT – format for TS
Sub Product	The sub-product of the security being traded.	Values: CORP, AGCY, ELN, CHRC, SOVN (Effective 11/6/2023), ABS, ABSX, MBS, CMO, TBA, BILL, NOTE, STRP, TIPS
Trade Status	Indicates the status of the trade: T = Newly Reported Trade X = Canceled C = Correction Canceled – the canceled portion of a trade that was modified R = Correction New Trade – represents the new trade resulting from a trade correction Y = Reversal	Values: T, X, C, R, Y

	If a trade was submitted and then canceled or corrected, each version of the trade that occurred on this date is included in this file.	
Side	Indicates whether the trade was reported as a buy or a sell	Values: B, S
Symbol	The symbol of the security reported	Varchar(14)
CUSIP	The CUSIP of the security reported	Varchar(9)
Quantity	Displays the quantity reported in the trade (in dollar amount)	Numeric(13,2)
Price	Displays the price at which the trade was executed	Numeric(12,6) for TRACE CA, SP Numeric(15, 11) for TRACE TS
Price Type	Specific to TRACE for Treasuries files, indicates the type of price reported: D = Decimal Y = Yield N = Negative Yield	Values: D, Y, N
Price Override	Indicates if a price override was used to process the trade report	Values: O, null
When Issued	Specific to TRACE for Treasuries files, indicates if the trade was executed before the issuance of the security.	Values: Y, N
Reporting Party ID	The identifier of the party reporting the trade	Varchar(6)
Reporting Party Give Up	If the reporting party submitted the trade on behalf of the executing firm, this is the executing firm that the reporting party "gave up" on the trade report.	Varchar(6)
Reporting Party Capacity	Indicates whether the firm executed the trade for its own account (P for Principal) or for a third party (A for Agent)	Values: P, A
Reporting Party Clearing Number	The Clearing number of the firm reporting the trade. This field is not required.	Varchar(4)
Contra Party	The party on the other side of the trade. Contra parties that are non-FINRA member firms will be identified with a C for customer.	Varchar(6)
Contra Party Give Up	The give-up identifier (if entered) for the contra party to the trade. This field will only appear if the trade is locked in.	Varchar(6)
Contra Capacity	The capacity (Principal or Agent) for the contra party to the trade. This field will only appear if the trade is locked in.	Values: P, A
Contra Party Clearing Number	The clearing number for the contra party to the trade. This field will only appear if the trade is locked in.	Varchar(4)
Locked In Indicator	A Y in this column indicates that the trade is locked-in and satisfies both sides (Buy and Sell) of the trade reporting requirement.	Values: Y, null
As Of Indicator	A Y in this column indicates that the trade was reported as an as-of report.	Values: Y, null
Execution Date	The date the trade was executed	MM/DD/YYYY
Execution Time	The time the trade was executed	HH:MM:SS – format for CA & SP

		HH:MM:SS.TTTTTT – format for TS
Trade Mod 1	This field is not applicable to bond reporting.	Null
Trade Mod 2	For ABS trades indicates whether the ABS trade was executed in the Primary (P) or Secondary (S) market. Used to indicate a Hedged treasury trade.	Values: P (ABS Only), S (ABS Only), H (Treasury) Null (all other sub-products)
Trade Mod 3	This field includes any system-assigned values indicating that the trade was executed outside of normal market hours and/or was reported late: T = trade reported outside normal market hours Z = trade reported during normal market hours and late U = trade reported outside normal market hours and late	Values: T, Z, U, null
Trade Mod 4	This field includes any modifier provided on the trade report. For Securitized Products transactions, possible values are: O = Specified Pool Transaction N = Stipulation Transaction D = Dollar Roll without Stipulation L = Stipulated Dollar Roll W = Weighted Average Price For Corporate & Agency Debt transactions, possible value is: P = Portfolio Trade W = Weighted Average Price For Treasuries transactions, possible values are: W = Weighted Average Price S = transaction is part of a series of transactions and may not be priced based on the current market B = transaction is part of a series of transactions where one or more transactions involve a futures contract	Values: O, N, D, L, W, S, B, null
Settlement Date	The date the transaction is reported to settle	MM/DD/YYYY
Seller's Commission	The dollar amount charged as commission on the sell side	Numeric(8,2)
Buyer's Commission	The dollar amount charged as commission on the buy side	Numeric(8,2)
Branch Sequence Number	An in-house reference number assigned to the trade by the Reporting Party	Varchar(8)
Contra Branch Sequence Number	The reference number assigned to the trade by the contra party. This field will only appear if the trade is locked in.	Varchar(8)
Memo	This field may be used for internal purposes by the reporting firm.	Varchar(10)

Factor	A decimal representing the factor reported on the trade. This field applies to Securitized Products transactions only.	Numeric(13,2)
Calculated Yield	Displays the yield reported on the trade. This field applies to Corporate and Agency transactions only.	Numeric(12,6)
Special Processing Flag	Indicates if the trade report was designated as a position transfer.	Values: 3, P, A, null
Special Price Indicator	A Y in this column indicates that the firm set the Special Price flag when reporting this transaction.	Values: Y, null
Special Price Memo	This is a required field when Special Price = Y, and is used by the reporting firm to provide the reason for the Special Price indicator.	Varchar(50)
Method of Entry	Indicates whether the trade was submitted via the TRAQS Web Site (W), CTCI (C), FIX (F), B (Batch File), or Multi-Entry (G).	Values: C, W, F, B, G
Trading Market Indicator	Indicates whether the trade was submitted as a P1 or S1. This field applies to Corporate and Agency transactions only.	Values: P1, S1, null
Control Date	The date the trade was reported. A trade is uniquely identified by Control ID + Control Date. In the case of a cancelation or correction, this is the date the cancelation or correction was reported, and prior trade control date will contain the date the trade being canceled or corrected was originally submitted.	MM/DD/YYYY
Control Number	The reference number of the transaction, provided by TRACE.	Bigint
Prior Control Date	This is populated on cancelations and corrections, and is the date the trade being canceled or corrected was originally submitted.	MM/DD/YYYY
Prior Control Number	This is populated on cancelations and corrections, and is the reference number of the prior transaction (i.e., the transaction being subsequently canceled or corrected).	Bigint
Executing Client Trade Identifier	An optional user-defined trade reference number which may be used by firms to perform trade management.	Varchar(20)
Contra Client Trade Identifier	The contra party's internal user reference number for the trade report. This field will only appear if the trade is locked in.	Varchar(20)
Reversal Indicator	A Y in this column indicates that the transaction was a reversal of a previous submission.	Values: Y, null
Submitting Firm	The entity that entered the trade. The trade may be entered by the responsible (i.e., executing) party, a give-up firm, a firm you have an agreement with or a service bureau. This value will differ from reporting party when a service bureau submits the trade on the reporting party's behalf.	Varchar(6)

Web User ID	The I112 code of the terminal where the trade was entered.	Varchar(20)
No Remuneration Indicator	Indication of whether the trade does or does not include remuneration.	Values: N, null
ATS Execution MPID	If the firm indicated the trade was executed on an ATS, this is the MPID associated with the ATS.	Varchar(6)
Match Status (effective 2/4/2019)	Indicates whether the trade has matched (M). If a trade was matched and subsequently unmatched due to one side correcting or canceling the trade, the status will be U (unmatched). If the trade has never matched, this field will be null. NOTE: if your trade was matched and has subsequently unmatched, you will see the trade repeated in the file, showing both the original M status and the subsequent U status. If your trade was matched and your firm or the contra party subsequently canceled one side, the file will contain several versions of the trade reports: the trade reports with Match Status of M, the same trade reports with Match Status of U to show that they unmatched, and then the trade report with a status of cancelled.	Values: M, U, null
Match Date (effective 2/4/2019)	The date the Match Status was applied.	MM/DD/YYYY
Match ID (effective 2/4/2019)	The ID linking the two matched trades.	Numeric

TRACE Rejects File

The **TRACE Rejects** files contain all transaction reports for the type (Corporate and Agency (CA), Securitized Products (SP), or Treasuries (TS)) and date requested where the selected MPID was the submitting firm. The last row in the file will contain a count of the number of reject records included in the file. Note: data type is not included below as non-conforming information may be the cause of the reject. The following fields are provided in the file:

Column	Description
Trade Report Date	The date the rejected transaction was submitted to TRACE
Trade Report Time	The time the rejected transaction was reported to TRACE
Sub Product	The sub-product of the rejected transaction. For Securitized Products files, this field will contain ABS, ABSX, MBS, CMO or TBA. For Corporate & Agency Debt files, this field will contain CORP, AGCY, ELN, CHRC, or SOVN (Effective 11/6/2023). For Treasury files, this field will contain BILL, NOTE, STRP or TIPS
Reject Status	Identifies the current state of the reject: J = Rejected – indicates that the transaction is available for follow-up action P = Repaired – indicates that the transaction has been successfully repaired F = Repair Failed – indicates that an unsuccessful attempt was made to repair the transaction Z = Closed – indicates that the reject was closed by an unsuccessful repair or a close request

Side	Indicates whether the rejected transaction was reported as a buy or a sell.
Symbol	The symbol of the security reported
CUSIP	The CUSIP of the security reported
Quantity	Displays the quantity reported in the rejected transaction (in dollar amount).
Price	Displays the price at which the trade was executed.
Price Override	Indicates if a price override was used to attempt to process the rejected transaction.
Reporting Party ID	The identifier of the party reporting the transaction
Reporting Party Give Up	If the reporting party submitted the transaction on behalf of the executing firm, this is the executing firm that the reporting party "gave up" on the rejected transaction report.
Reporting Capacity	Indicates whether the firm executed the trade for its own account (P for Principal) or for a third party (A for Agent).
Reporting Party Clearing Number	The clearing number of the firm reporting the transaction. This field is not required.
Contra Party	The party on the other side of the trade. Contra parties that are non-FINRA member firms will be identified with C for customer.
Contra Party Give Up	The give-up identifier (if entered) for the contra party to the trade. This field will only appear if the trade is locked in.
Contra Capacity	The capacity (Principal or Agent) for the contra party to the trade. This field will only appear if the trade is locked in.
Contra Party Clearing Number	The clearing number for the contra party to the trade. This field only appears if the trade is locked in.
Locked In Indicator	A Y in this column indicates that the transaction is locked-in and would satisfy both sides (Buy and Sell) of the trade reporting requirement if successfully submitted.
As Of Indicator	A Y in this column indicates that the trade was reported as an as-of report.
Execution Date	The date the trade was executed
Execution Time	The time the trade was executed
Trade Mod 1	This field is not applicable to bond reporting.
Trade Mod 2	Applies to ABS trades only; indicates whether the ABS trade was executed in the Primary (P) or Secondary (S) market.
Trade Mod 3	Rejected transactions are not evaluated for timeliness; therefore, this field is not applicable.
Trade Mod 4	This field includes any modifier provided on the transaction. For Securitized Products transactions, possible values are: O = Specified Pool Transaction N = Stipulation Transaction D = Dollar Roll without Stipulation L = Stipulated Dollar Roll W = Weighted Average Price For Corporate & Agency Debt transactions, possible value is: P = Portfolio Trade W = Weighted Average Price For Treasuries transactions, possible values are: W = Weighted Average Price S = transaction is part of a series of transactions and may not be priced based on the current market B = transaction is part of a series of transactions where one or more transactions involve a futures contract
Settlement Date	The date the transaction is reported to settle

Seller's Commission	The dollar amount charged as commission on the sell side
Buyer's Commission	The dollar amount charged as commission on the buy side
Branch Sequence Number	An in-house reference number assigned to the trade by the reporting party
Contra Branch Sequence Number	The reference number assigned to the trade by the contra party. This field will only appear if the trade is locked in.
Memo	This field may be used for internal purposes by the reporting firm.
Factor	A decimal representing the factor reported on the trade. This field only applies to Securitized Products transactions.
Price Type	Specific to TRACE for Treasuries files, indicates the type of price reported: D = Decimal Y = Yield N = Negative Yield
Special Processing Flag	Indicates if the transaction was designated as a position transfer.
Special Price Indicator	A Y in this column indicates that the firm set the Special Price flag when attempting to report this transaction.
Special Price Memo	This is a required field when Special Price = Y, and is used by the reporting firm to provide the reason for the Special Price indicator.
Method of Entry	On rejects, this is a code indicating how the rejected trade was sent into the system.
Trading Market Indicator	Indicates whether the transaction was submitted as a P1 or S1. This field only applies to Corporate and Agency transactions.
Control Date	The date the transaction report was entered in TRACE. A trade is uniquely identified by Control ID + Control Date. In the case of a cancelation or correction, this is the date the cancelation or correction was reported, and prior trade control date contains the date the trade being canceled or corrected was originally submitted.
Control Number	The reference number of the rejected transaction, provided by TRACE
Prior Control Date	Populated on rejections of corrected submissions, and is the date the trade being canceled or corrected was originally submitted.
Prior Control Number	Populated on cancelations and corrections, and is the reference number of the prior transaction (<i>i.e.</i> , the transaction being subsequently canceled or corrected).
Executing Client Trade Identifier	An optional user-defined trade reference number that may be used by firms to perform trade management
Contra Client Trade Identifier	The contra party's internal user reference number for the trade report. This field will only appear if the trade is locked in.
Reversal Indicator	A Y in this column indicates that the transaction was a reversal of a previous submission.
Submitting Firm	The entity that entered the trade. The trade may be entered by the responsible (<i>i.e.</i> , executing) party, a give-up firm, a firm you have an agreement with, or a service bureau. This value differs from reporting party when a service bureau submits the trade on the reporting party's behalf.
Web User ID	The I112 code of the terminal where the trade was entered
Reject Code	The reject code associated with the transaction
Reject Description	The reason the transaction was rejected
Repair Control Number	The control number assigned to the successful repair of a rejected transaction
Next Reject Control Number	The control number assigned when an attempt to repair a reject fails

ORF Trades File

The **ORF Trades** file contains the transactions reported for the requested date where the requesting MPID is present in any of the following fields:

- Reporting Party
- Reporting Party Give Up
- Contra Party
- Contra Party Give Up

The Trades files contain new transactions, correction submissions, cancelations, and reversals. The last row in the file will contain a count of the number of trade records included in the file. The following fields are provided in the file:

Column	Description	Data Type/Possible Values
Symbol	The ticker symbol of the security reported	Varchar(14)
Suffix	The suffix assigned to the security symbol in the transaction, if applicable	Varchar(7)
Reporting Party (RPID)	The identifier of the party reporting the trade	Varchar(6)
Reporting Party Capacity	Displays the capacity of the reporting party: P = Principal A = Agency R = Riskless Principal This field will not be visible by the party on the contra side of the transaction.	Values: P, A, R
Trade Report Date	The date the trade was reported to ORF	YYYY-MM-DD
Trade Report Time	The time the trade was reported to ORF	HH:MM:SS.mmm:nnnnnn
Execution Time	The execution time reported on the transaction by the reporting party	HH:MM:SS.mmm:nnnnnn
Reporting Party Give Up (RPGU)	If a firm is being given up as the reporting executing firm, this will be the MPID of the executing party on the reporting side.	Varchar(6)
As Of Indicator	A Y in this field indicates that the trade was reported on a date other than the date the trade was executed. An R in this field indicates that the trade is a reversal.	Values: Y, R, null
Side	Indicates whether the trade was reported as a: B = Buy S = Sell X = Cross	Values: B, S, X
Quantity	Trade volume as number of shares; max 8 characters, no decimal	Bigint
Price	Trade price. Can be a decimal unit price (D) or contract amount price (C). Price type field identifies the type of price entered.	Numeric(12,6) if price type = D, Numeric(12,2) if price type = C
Clearing Price	Trade price inclusive of explicit fee. Note: if explicit fee = 0.00, this field will be null.	Numeric(16,6)
Explicit Fee	If there is an explicit fee on the trade, this is the explicit fee amount.	Numeric(16,2)
Price Type	Indicates the type of price entered. C = Contract Amount D = Decimal Unit Price	Values: C, D

Contract Amount	The contract amount of the trade (i.e., price x quantity)	Numeric(16,2)
Clearing Contract Amount	Clearing price * quantity if clearing price exists, otherwise contract amount	Numeric(16,2)
Price Override	An O in this field indicates that a price override was used to process the transaction.	Values: O, null
Short Sale Indicator	Indicates if the trade was submitted with the sold short (S) or sold short exempt (E) indicator. This field will not be visible by the clearing firm on the buy side of the transaction unless the trade was locked in, a tape only, or an audit trail only submission.	Values: S, E, null
Method of Entry	Indicates whether the trade was submitted via the TRAQs Web Site (W), CTCI (C), FIX (F), or B (Batch File).	Values: W, C, F, B
Status	Indicates the status of the record: T = new trade C = canceled portion of corrected trade R = new (corrected) portion of corrected trade X = canceled trade Y = reversal	Values: T, C, R, X, Y
Matched Status	Indicates the match status of the record: D = Declined B = Break Pending K = Broken M = Matched by Acceptance C = Matched by Comparison L = Matched by Auto-Lock	Values: D, B, K, M, C, L, null
Prior Control Date	On a trade that has been canceled or corrected, this is the date the original trade was submitted.	YYYY-MM-DD
Prior FINRA Control Number	On a trade that has been canceled or corrected, this is the control number of the original submission. Max size: 18 characters	Bigint
Contra Party (CPID)	MPID on the other side of the trade. A C in this field indicates that the contra party is not a FINRA member firm.	Varchar(6)
Reported Volume	Quantity disseminated	Varchar(14)
Reported Price	Price disseminated	Decimal(16,6)
Contra Capacity	Displays the capacity of the contra party: P – Principal A – Agency R – Riskless Principal This field will not be visible by the party on the reporting side of the transaction, unless the transaction is locked in, tape only, or audit trail only.	Values: P, A, R
Execution Date	The date the trade was executed	YYYY-MM-DD
Contra Party Give Up (CPGU)	If a firm is being given up as the contra executing firm, this will be the MPID of the executing party on the contra side.	Varchar(6)
System Assigned	A Y in this field indicates that the trade was reported to the tape.	Values: Y, N

Publish Indicator		
Publish Indicator	A Y in this field indicates that the reporting firm indicated the trade was for publication.	Values: Y, N
Match Control Number	Identifier assigned by the system to trades that have been matched. Max size: 18 characters	Bigint
Match Timestamp	Indicates when the trades were matched	YYYY-MM-DD HH:MM:SS.mmm:nnnnnn
Accept Time	Indicates when the Accept was received	HH:MM:SS.mmm:nnnnnn
Decline Time	Indicates when the trade was declined	HH:MM:SS.mmm:nnnnnn
Break Time	Indicates when matched trade is canceled by one party, resulting in a Matched Status of Break Pending.	HH:MM:SS.mmm:nnnnnn
Broken Time	Indicates when matched trade is broken, i.e., both parties have canceled the trade.	HH:MM:SS.mmm:nnnnnn
Branch Sequence Number	Internal reference number assigned to the trade by the submitting firm. This field will not be visible by the party on the contra side of the transaction.	Varchar(8)
Reversal Indicator	A Y in this field indicates that the trade has been reversed.	Values: Y, N
Special Processing Flag	A value in this field indicates that the transaction has been submitted for special processing: N or null = No Special Processing Y = Position Transfer O = Clearing-Only, Non-Regulatory Report	Values: Y, N, O, null
Special Instructions Indicator	A value in this field indicates that there are special instructions on the transaction: Null = Regular I = Step In trade S = Step Out trade Y = Special trade X = Special and Step Out trade J = Special and Step In trade A = Step Out trade with Fees B = Special and Step Out trade with Fees	Values: null, I, S, Y, X, J, A, B
Clearing Indicator	A 0 in this field means the trade was sent to clearing; a 1 means it was not.	Values: 0, 1
Control Date	The date the transaction was received in the system.	YYYY-MM-DD
FINRA Control Number	The unique identifier assigned to the trade by the system. Max size: 18 characters	Bigint
Cancel Receipt Time	Populated on cancellation records, this is the time the trade cancellation was received by the system.	HH:MM:SS.mmm:nnnnnn
FINRA Trade Mod 3	Assigned and disseminated by the system if the trade meets one of these conditions: T = Trade was executed outside normal market hours Z = Trade was executed during normal market hours and reported late U = Trade was executed outside normal market hours and reported late If the trade is published, this will be the modifier disseminated on the trade message.	Values: T, Z, U, null
FINRA Trade Mod 4	Assigned and disseminated by the system if the trade meets one of these conditions:	Values: W, P, I, null

	W = Weighted Average Price or Stopped Stock P = Prior Reference Price I = Odd Lot	
Trade Mod 1	Settlement modifier on the trade as submitted by reporting firm: @ = Regular C = Cash R = Seller's Option	Values: @, C, R, null <i>Effective with change to T+1 regular way settlement (date TBD), "Next Day" will no longer be a valid Settlement Modifier.</i>
Trade Mod 3	Submitted by reporting firm if the trade meets one of these conditions: T = Trade was executed outside normal market hours Z = Trade was executed during normal market hours and reported late U = Trade was executed outside normal market hours and reported late	Values: T, Z, U, null
Trade Mod 4	Submitted by reporting firm if the trade meets one of these conditions: W = Weighted Average Price S = Stopped Stock P = Prior Reference Price X = Trade related to Options Exercises R = Trade Price Unrelated to Current Market	Values: W, S, P, X, R, null
Trade Mod 4 Time	This is the time associated with Prior Reference Price or Stopped Stock trade.	HH:MM:SS.mmm:nnnnn
Seller Days	If Trade Modifier 1 is Sellers Option, this field shall contain the days to settlement. If Trade Modifier 1 is not R (Sellers Option) the value in this field should be ignored.	Values: 02-60, null <i>Effective with change to T+1 regular way settlement (date TBD), 02 will again be a valid seller's option value.</i>
Related Market Indicator	Represents the market center for the trade: F = foreign market O = unknown market center U = unspecified multi market trades 0 = ADF/ORF	Values: F, O, U, 0, null
Contra Branch Sequence Number	Internal reference number assigned to the trade by the contra firm. This field will not be visible by the party on the reporting side of the transaction, unless the transaction is locked in, tape only, or audit trail only.	Varchar(8)
Reporting Party Clearing Number	Identifier for the clearing firm associated with the reporting party.	Varchar(4)
Contra Clearing Number	Identifier for the clearing firm associated with the contra party.	Varchar(4)
Locked-In Indicator	A value in this field indicates that the trade was locked-in at submission: A = AGU	Values: A, Q, null

	Q = QSR	
Reporting Obligation	A Y in this field indicates that the trade report is the submission from the member with the trade reporting obligation.	Values: Y, N
Settlement Date	The date the trade is reported to settle	YYYY-MM-DD
Trade Reference Number	Trade Reference Number used to tie a Tape eligible trade to one or more non-Tape eligible trades.	Varchar(20)
OATS Identifier	Order audit trail reference number associated with the transaction. This field will not be visible by the party on the contra side of the transaction.	Varchar(20)
Contra OATS Identifier	Order audit trail reference number for the contra party associated with the transaction. This field will not be visible by the party on the reporting side of the transaction, unless the transaction is locked in, tape only, or audit trail only.	Varchar(20)
Memo	Used for firm internal memo purposes. This field will not be visible by the party on the contra side of the transaction.	Varchar(10)
Contra Memo	Used for firm internal memo purposes by the contra firm. This field will not be visible by the party on the reporting side of the transaction, unless the transaction is locked in, tape only, or audit trail only.	Varchar(10)
Client Trade ID	The trade reporting party internal user reference number for the trade report. This field will not be visible by the party on the contra side of the transaction.	Varchar(20)
Contra Client Trade ID	The contra party internal user reference number for the trade report. This field will not be visible by the party on the reporting side of the transaction, unless the transaction is locked in, tape only, or audit trail only.	Varchar(20)
Reference Reporting Facility	Populated only on reversals, to indicate on what facility the original transaction being reversed was entered: A = ADF Q = FINRA/NASDAQ TRF N = FINRA/NYSE TRF	Values: A, Q, N, null
Submitter	The Web User ID, if the source is W, or the I112 address, if the source is C or F, of the person or terminal that entered the trade. This field will only be visible to the firm that submitted the trade.	Varchar(20)

ORF Rejects File

The **ORF Rejects** file contains all transaction reports for the date requested where the selected MPID was the submitting firm. The last row in the file will contain a count of the number of reject records included in the file. Note: data type is not included below as non-conforming information may be the cause of the reject. The following fields are provided in the file:

Column	Description
Reject Time	The time the transaction was rejected.
Reject Reason Code	The reject code associated with the transaction Max size: 3 characters Code Description

1	TRFMC IS MISSING
2	SYMBOL IS MISSING
3	SYMBOLSFX IS MISSING
4	SECURITY NOT FOUND
5	INVALID CONTROL DATE
6	INVALID CONTROL ID
7	INVALID FORMAT
8	UNKNOWN FUNCTION
9	TYPE IS MISSING
10	INVALID TYPE
11	INVALID TRFMC
17	INVALID RPID
18	INVALID DATE
19	INVALID PRICE
20	INVALID PRICE OVERRIDE
21	ORF ENTRY SUSPENDED
22	INVALID STATUS
23	INVALID SIDE
24	NOT WITHIN ALLOWABLE TIME
25	PRICE OUT OF RANGE
26	PRICE OUT OF OVERRIDE RANGE
27	TERMINAL NOT AUTHORIZED
28	INVALID MMID
29	INVALID TIME
30	INVALID TYPE
31	RPID REQUIRED
32	INVALID PREP TIME
33	INVALID SVC BUREAU PREP TIME
34	INVALID TRADE MODIFIER 2 TIME
35	144A FLAG MUST BE Y
36	INVALID PRICE TYPE
37	INVALID REVERSAL DATE
38	INVALID CLEARING PRICE
39	INVALID REVERSAL ID
40	DUPLICATE CONTROL DATE/ID
41	CLIENT TRADE ID MISMATCH
42	INVALID FUNCTION CODE
43	INVALID ORIGINAL CONTROL DATE
44	INVALID EXECUTION DATE
45	ONLY SAME-DAY CORRECTION PERMITTED
46	ONLY SAME-DAY CANCEL PERMITTED
47	INVALID PERCENT
48	PRICE REQUIRED
49	CANNOT ACCEPT DECLINED TRADES POST T+1
50	INVALID PUBLISH INDICATOR
51	INVALID BUYER COMMISSION
52	INVALID DISSEMINATION DELAY TIME
53	INVALID START TIME
54	INVALID STOP TIME
55	INVALID SLD TIME
56	INVALID PRICE FLAG
57	INVALID MARKET OPEN TIME
58	INVALID MARKET CLOSE TIME

59	INVALID PUBLISH INDICATOR FOR PROCESS CODE
60	INVALID CUSIP NUMBER
61	INVALID EMC START TIME
62	INVALID SYMBOL
63	INVALID SYMBOL SUFFIX
64	INVALID SECURITY DESCRIPTION
65	INVALID WHEN ISSUE IND.
66	INVALID EXCHANGE CODE
67	INVALID CLEARING NUMBER
68	SECURITY NOT FOUND
69	INVALID ACTION CODE
70	NO RECORDS FOUND
71	RPID MISMATCH
72	TRADE NOT FOUND
73	TRADE NOT MATCH ELIGIBLE
74	INVALID DK REASON
75	DK NOT ALLOWED AFTER AUTO LOCK TIME
76	AFFIRM NOT ALLOWED AFTER AUTO LOCK TIME
77	INVALID MATCH CONTROL DATE
78	INVALID VOLUME ENTERED
79	CONTRA TRADE NOT FOUND
80	INVALID MATCH CONTROL ID
81	INVALID AS-OF
82	RPID NOT AUTHORIZED
83	CPID NOT AUTHORIZED
84	CANNOT CHANGE CUSIP
85	INVALID RPID GIVE-UP
86	INVALID CP GIVE-UP
87	INVALID ORIGINAL CONTROL NUMBER
88	RPID GIVE-UP NOT AUTHORIZED
89	CPID GIVE-UP NOT AUTHORIZED
90	MUST ENTER SECURITY SYMBOL OR CUSIP
91	NOT A CROSS TRADE
92	INVALID SECURITY
93	INVALID CONTRA SIDE
94	INVALID ACCRUED INTEREST
95	INVALID SELLER COMMISSION
96	INVALID TRADE MODIFIER 4 TIME
97	INVALID P/A
98	CPID REQUIRED
99	INVALID CLEARING FLAG
100	INVALID REPORT FLAG
101	INVALID SPECIAL TRADE INDICATOR
102	INVALID SPECIAL TRADE INDICATOR/SPECIAL MEMO
103	SECURITY NOT ORF AUTHORIZED
104	NO CONTROL NUMBER
105	TRADE ALREADY CANCELED
106	INVALID CONTRA CLIENT REFNUM
107	MM DID NOT ENTER TRADE
108	INVALID BRANCH SEQUENCE NUMBER
109	INVALID CONTRA BRANCH SEQUENCE NUMBER
110	INVALID AS-OF DATE
111	INVALID REVERSAL FLAG

112	NOT AN OPEN TRADE
113	INVALID CPID
114	CORRECTION MAY NOT CHANGE BOND
115	SYMBOL ALREADY EXISTS
116	INVALID PRIOR DAY CLEARING FLAG
117	CUSIP HAS BEEN CHANGED
118	INVALID TRADE DATE FOR CHANGED CUSIP
119	CONTROL NUMBER REQUIRED IN THE MEMO FIELD
120	INVALID BREAK INDICATOR
121	INVALID NEW ISSUE HOLD PERIOD
122	INVALID DISSEMINATION HOLD PERIOD
123	DELAY DISSEMINATION PENDING FOR CUSIP
124	INVALID AGU
125	CORRECTION MAY NOT CHANGE REVERSAL FLAG
126	INVALID RP/CP USA
127	INVALID CP/CPGU USA
128	INVALID RP/RPGU USA
129	TRADE SUB TYPE MUST BE TRADETHROUGH
130	TTE REASON REQUIRED
131	INVALID PUBLISH INDICATOR FOR ODD LOT
132	INVALID TRADING MARKET INDICATOR
133	INVALID TRADE SUB TYPE
134	INVALID PROCESS CODE
135	INVALID SHORT SALE INDICATOR
136	INVALID CLEARING RELATIONSHIP
137	FINRA CALCULATES DIFFERENT TRADEMOD3
138	EXECUTION TIME GREATER THAN TRADE REPORT TIME
139	NOT TRADE SUBMITTER
140	FINRA CALCULATES DIFFERENT PUBLISH INDICATOR
141	INVALID REPORTING FACILITY
142	BATCH UPLOAD NOT ALLOWED
143	CORRECTION MAY NOT CHANGE AS-OF FLAG
144	CORRECTION MAY NOT CHANGE CONTRA MPID
145	CORRECTION MAY NOT CHANGE CONTRA GIVEUP
146	CORRECTION MAY NOT CHANGE CONTRA CLEARING NUMBER
147	INVALID MATCH STATUS
148	INVALID ROLE
149	WHEN ISSUED TRADE - POST SETTLEMENT
150	GIVE UP REQUIRED
151	EXPLICIT FEE MUST BE SUBMITTED FOR CLEARING
152	EXPLICIT FEE NOT ALLOWED
153	INVALID REJECT CONTROL NUMBER
154	ALREADY CLOSED OR REPAIRED
155	FUNCTION NOT SUBJECT TO REPAIR
156	BUYER COMMISSION EXCEEDS PRICE
157	SELLER COMMISSION EXCEEDS PRICE
158	INVALID EXECUTION DATE / SCRTY EFFECTIVE DATE COMBINATION
159	EXPLICIT FEE AGREEMENT NOT FOUND
160	ISSUE NOT ACTIVE
161	INVALID LOCKED-IN STATUS
162	COMPLIANCE ID REQUIRED
163	CONTRA COMPLIANCE ID REQUIRED
164	CONTRA COMPLIANCE ID NOT ALLOWED

165	CANNOT LINK TO ORIGINAL TRADE
166	SPECIAL PROCESSING INDICATOR
167	MPID NOT ACTIVE
168	SELLER DAYS REQUIRED
169	INVALID SELLER DAYS
170	TRADING NOT ALLOWED
171	NSDQ SUBPRODUCT ENTRY SUSPENDED
172	AMEX SUBPRODUCT ENTRY SUSPENDED
173	ARCA SUBPRODUCT ENTRY SUSPENDED
174	BATS SUBPRODUCT ENTRY SUSPENDED
175	NYSE SUBPRODUCT ENTRY SUSPENDED
176	FIX PROTOCOL ENTRY SUSPENDED
177	TRADE ENTRY SUSPENDED, EMC HALT
178	INVALID EXECUTION TIME
179	MPID NOT AUTHORIZED
180	QUANTITY REQUIRED
181	INVALID TRADE MODIFIER 1
182	INVALID TRADE MODIFIER 2
183	INVALID TRADE MODIFIER 3
184	INVALID TRADE MODIFIER 4
185	CONTRA P/A REQUIRED
186	INVALID SPECIAL PRICE INDICATOR/SPECIAL MEMO
187	INVALID SETTLEMENT DATE
188	INVALID PREPARATION DATE
189	INVALID CONTRA CLIENT TRADE IDENTIFIER
190	INVALID SPECIAL PROCESSING FLAG
191	INVALID LOCKED-IN INDICATOR
192	INVALID REPORTING OBLIGATION
193	INVALID CANCEL-BREAK INDICATOR
194	CTCI PROTOCOL ENTRY SUSPENDED
195	WEB PROTOCOL ENTRY SUSPENDED
196	INVALID RPID/CPID COMBINATION
197	ENTERING MPID IS HALTED
198	RPID IS HALTED
199	REPORTING PARTY GIVEUP IS HALTED
200	ISSUE NOT ACTIVE OR INACTIVE
201	EXECUTING PARTY NOT AUTHORIZED
202	INVALID TRADE OBLIGATION FOR AFFIRM
203	INVALID LOCKED-IN STATUS FOR SPECIFIED TRADE(S)
204	INVALID LOCKED-IN INDICATOR FOR CROSS TRADE
205	SECURITY HALTED
206	INVALID RELATED MC
207	CPID IS HALTED
208	CONTRA PARTY GIVEUP IS HALTED
209	TRADE ENTRY SUSPENDED, MWCB HALT
210	CONTRA MEMO NOT ALLOWED
900	TRADE REPORTED LATE
901	TRADE REPORTED AFTER MARKET HOURS
902	TRADE REPORTED LATE AFTER MARKET HOURS
997	INVALID CONTRA CLIENT REFERENCE NUMBER
998	INVALID CLIENT REFERENCE NUMBER
999	CAN NOT BE PROCESSED AS SUBMITTED

Reject Control Number	The system-assigned identifier for the reject Max size: 10 characters
Reject Status	The current state of the reject: J - Rejected P - Repaired F - Repair Failed Z – Closed
Entry Type	Indicates the status of the rejected transaction: OTIT = Trade Entry OTIX = Cancel OTIR = Correction OTIY = Reversal OTIA = Accept OTID = Decline
Client Trade Identifier	The trade reporting party internal user reference number for the trade report.
Side	Indicates whether the rejected transaction was reported as a Buy (B), Sell (S) or Cross (X)
Symbol	The ticker symbol of the security reported
Suffix	The suffix assigned to the security symbol in the rejected transaction, if applicable
Quantity	Trade volume as number of shares
Price	Trade price. Can be a decimal unit price or contract amount price. Price type field identifies the type of price entered.
Reporting Party (RPID)	The identifier of the party reporting the trade
Reporting Party Give Up (RPGU)	If a firm is being given up as the reporting executing firm, this will be the MPID of the executing party on the reporting side.
Contra Party (CPID)	MPID on the other side of the trade. A C in this field indicates that the contra party is not a FINRA member firm.
Contra Party Give Up (CPGU)	If a firm is being given up as the contra executing firm, this will be the MPID of the executing party on the contra side.
Execution Date	The date the trade was executed
Execution Time	The execution time reported on the transaction by the reporting party
Method of Entry	Indicates whether the rejected transaction was submitted via the TRAQS Web Site (W), CTCI (C), FIX (F), or Batch File (B).
Market Center	Represents the market center for the trade
Locked In Indicator	A value in this field indicates that the transaction was locked-in at submission.

Clearing Trades File

The **Clearing Trades** file contains the transactions reported for the requested date where the requesting clearing identifier is present in the Reporting Clearing Number or Contra Clearing Number field:

The Trades files contain new transactions, correction submissions, cancelations, and reversals. The last row in the file will contain a count of the number of trade records included in the file. The following fields are provided in the file:

Column	Description	Data Type/Possible Values
Symbol	The ticker symbol of the security reported	Varchar(14)
Suffix	The suffix assigned to the security symbol in the transaction, if applicable	Varchar(7)
Reporting Party (RPID)	The identifier of the party reporting the trade	Varchar(6)
Reporting Party Capacity	Displays the capacity of the reporting party: P = Principal A = Agency R = Riskless Principal This field will not be visible by the party on the contra clearing side of the transaction.	Values: P, A, R
Trade Report Date	The date the trade was reported to ORF	YYYY-MM-DD
Trade Report Time	The time the trade was reported to ORF	HH:MM:SS.mmm:nnnnnn
Execution Time	The execution time reported on the transaction by the reporting party	HH:MM:SS.mmm:nnnnnn
Reporting Party Give Up (RPGU)	If a firm is being given up as the reporting executing firm, this will be the MPID of the executing party on the reporting side.	Varchar(6)
As Of Indicator	A Y in this field indicates that the trade was reported on a date other than the date the trade was executed. An R in this field indicates that the trade is a reversal.	Values: Y, R, null
Side	Indicates whether the trade was reported as a: B = Buy S = Sell X = Cross	Values: B, S, X
Quantity	Trade volume as number of shares; max 8 characters, no decimal	Bigint
Price	Trade price. Can be a decimal unit price (D) or contract amount price (C). Price type field identifies the type of price entered.	Numeric(12,6) if price type = D, Numeric(12,2) if price type = C
Clearing Price	Trade price inclusive of explicit fee. Note: if explicit fee = 0.00, this field will be null.	Numeric(16,6)
Explicit Fee	If there is an explicit fee on the trade, this is the explicit fee amount.	Numeric(16,2)
Price Type	Indicates the type of price entered. C = Contract Amount D = Decimal Unit Price	Values: C, D
Contract Amount	The contract amount of the trade (i.e., price x quantity)	Numeric(16,2)
Clearing Contract Amount	Clearing price * quantity if clearing price exists, otherwise contract amount	Numeric(16,2)
Price Override	An O in this field indicates that a price override was used to process the transaction.	Values: O, null

Short Sale Indicator	Indicates if the trade was submitted with the sold short (S) or sold short exempt (E) indicator. This field will not be visible by the clearing firm on the buy side of the transaction unless the trade was locked in, a tape only, or an audit trail only submission.	Values: S, E, null
Method of Entry	Indicates whether the trade was submitted via the TRAQs Web Site (W), CTCL (C), FIX (F), or B (Batch File).	Values: W, C, F, B
Status	Indicates the status of the record: T = new trade C = canceled portion of corrected trade R = new (corrected) portion of corrected trade X = canceled trade Y = reversal	Values: T, C, R, X, Y
Matched Status	Indicates the match status of the record: D = Declined B = Break Pending K = Broken M = Matched by Acceptance C = Matched by Comparison L = Matched by Auto-Lock	Values: D, B, K, M, C, L, null
Prior Control Date	On a trade that has been canceled or corrected, this is the date the original trade was submitted.	YYYY-MM-DD
Prior FINRA Control Number	On a trade that has been canceled or corrected, this is the control number of the original submission. Max size: 18 characters	Bigint
Contra Party (CPID)	MPID on the other side of the trade. A C in this field indicates that the contra party is not a FINRA member firm.	Varchar(6)
Reported Volume	Quantity disseminated	Varchar(14)
Reported Price	Price disseminated	Decimal(16,6)
Contra Capacity	Displays the capacity of the contra party: P – Principal A – Agency R – Riskless Principal This field will not be visible by the party on the reporting side of the transaction, unless the transaction is locked in, tape only, or audit trail only.	Values: P, A, R
Execution Date	The date the trade was executed	YYYY-MM-DD
Contra Party Give Up (CPGU)	If a firm is being given up as the contra executing firm, this will be the MPID of the executing party on the contra side.	Varchar(6)
System Assigned Publish Indicator	A Y in this field indicates that the trade was reported to the tape.	Values: Y, N
Publish Indicator	A Y in this field indicates that the reporting firm indicated the trade was for publication.	Values: Y, N
Match Control Number	Identifier assigned by the system to trades that have been matched. Max size: 18 characters	Bigint
Match Timestamp	Indicates when the trades were matched	YYYY-MM-DD HH:MM:SS.mmm:nnnnn

Accept Time	Indicates when the Accept was received	HH:MM:SS.mmm:nnnnnn
Decline Time	Indicates when the trade was declined	HH:MM:SS.mmm:nnnnnn
Break Time	Indicates when matched trade is canceled by one party, resulting in a Matched Status of Break Pending.	HH:MM:SS.mmm:nnnnnn
Broken Time	Indicates when matched trade is broken, i.e., both parties have canceled the trade.	HH:MM:SS.mmm:nnnnnn
Branch Sequence Number	Internal reference number assigned to the trade by the submitting firm. This field will not be visible by the party on the contra side of the transaction.	Varchar(8)
Reversal Indicator	A Y in this field indicates that the trade has been reversed.	Values: Y, N
Special Processing Flag	A value in this field indicates that the transaction has been submitted for special processing: N or null = No Special Processing Y = Position Transfer O = Clearing-Only, Non-Regulatory Report	Values: Y, N, O, null
Special Instructions Indicator	A value in this field indicates that there are special instructions on the transaction: Null = Regular I = Step In trade S = Step Out trade Y = Special trade X = Special and Step Out trade J = Special and Step In trade A = Step Out trade with Fees B = Special and Step Out trade with Fees	Values: null, I, S, Y, X, J, A, B
Clearing Indicator	A 0 in this field means the trade was sent to clearing; a 1 means it was not.	Values: 0, 1
Control Date	The date the transaction was received in the system.	YYYY-MM-DD
FINRA Control Number	The unique identifier assigned to the trade by the system. Max size: 18 characters	Bigint
Cancel Receipt Time	Populated on cancellation records, this is the time the trade cancellation was received by the system.	HH:MM:SS.mmm
FINRA Trade Mod 3	Assigned and disseminated by the system if the trade meets one of these conditions: T = Trade was executed outside normal market hours Z = Trade was executed during normal market hours and reported late U = Trade was executed outside normal market hours and reported late If the trade is published, this will be the modifier disseminated on the trade message.	Values: T, Z, U, null
FINRA Trade Mod 4	Assigned and disseminated by the system if the trade meets one of these conditions: W = Weighted Average Price or Stopped Stock P = Prior Reference Price I = Odd Lot	Values: W, P, I, null
Trade Mod 1	Settlement modifier on the trade as submitted by reporting firm: @ = Regular C = Cash R = Seller's Option	Values: @, C, R, null <i>Effective with change to T+1 regular way settlement (date TBD),</i>

		<i>“Next Day” will no longer be a valid Settlement Modifier.</i>
Trade Mod 3	Submitted by reporting firm if the trade meets one of these conditions: T = Trade was executed outside normal market hours Z = Trade was executed during normal market hours and reported late U = Trade was executed outside normal market hours and reported late	Values: T, Z, U, null
Trade Mod 4	Submitted by reporting firm if the trade meets one of these conditions: W = Weighted Average Price S = Stopped Stock P = Prior Reference Price X = Trade related to Options Exercises R = Trade Price Unrelated to Current Market	Values: W, S, P, X, R, null
Trade Mod 4 Time	This is the time associated with Prior Reference Price or Stopped Stock trade.	HH:MM:SS.mmm:nnnnn
Seller Days	If Trade Modifier 1 is Sellers Option, this field shall contain the days to settlement.	Values: 02-60, null <i>Effective with change to T+1 regular way settlement (date TBD), 02 will again be a valid seller’s option value.</i>
Related Market Indicator	Represents the market center for the trade: F = foreign market O = unknown market center U = unspecified multi market trades 0 = ADF/ORF	Values: F, O, U, 0, null
Contra Branch Sequence Number	Internal reference number assigned to the trade by the contra firm. This field will not be visible by the clearing party on the reporting side of the transaction, unless the transaction is locked in, tape only, or audit trail only.	Varchar(8)
Reporting Party Clearing Number	Identifier for the clearing firm associated with the reporting party.	Varchar(4)
Contra Clearing Number	Identifier for the clearing firm associated with the contra party.	Varchar(4)
Locked-In Indicator	A value in this field indicates that the trade was locked-in at submission: A = AGU Q = QSR	Values: A, Q, null
Reporting Obligation	A Y in this field indicates that the trade report is the submission from the member with the trade reporting obligation.	Values: Y, N
Settlement Date	The date the trade is reported to settle	YYYY-MM-DD

Trade Reference Number	Trade Reference Number used to tie a Tape eligible trade to one or more non-Tape eligible trades.	Varchar(20)
OATS Identifier	Order audit trail reference number associated with the transaction. This field will not be visible by the clearing party on the contra side of the transaction.	Varchar(20)
Contra OATS Identifier	Order audit trail reference number for the contra party associated with the transaction. This field will not be visible by the clearing party on the reporting side of the transaction, unless the transaction is locked in, tape only, or audit trail only.	Varchar(20)
Memo	Used for firm internal memo purposes. This field will not be visible by the clearing party on the contra side of the transaction.	Varchar(10)
Contra Memo	Used for firm internal memo purposes by the contra firm. This field will not be visible by the clearing party on the reporting side of the transaction, unless the transaction is locked in, tape only, or audit trail only.	Varchar(10)
Client Trade ID	The trade reporting party internal user reference number for the trade report. This field will not be visible by the clearing party on the contra side of the transaction.	Varchar(20)
Contra Client Trade ID	The contra party internal user reference number for the trade report. This field will not be visible by the clearing party on the reporting side of the transaction, unless the transaction is locked in, tape only, or audit trail only.	Varchar(20)
Reference Reporting Facility	Populated only on reversals, to indicate on what facility the original transaction being reversed was entered: A = ADF Q = FINRA/NASDAQ TRF N = FINRA/NYSE TRF	Values: A, Q, N, null
Submitter	The Web User ID, if the source is W, or the I112 address, if the source is C or F, of the person or terminal that entered the trade. This field will only be visible to the firm that submitted the trade.	Varchar(20)

ADF Trades File

The **ADF Trades** file contains all transaction reports for the date requested where the selected MPID was present in any of the following fields:

- Reporting Party (RPID)
- Reporting Party Give Up (RPGU)
- Contra Party (CPID)
- Contra Party Give Up (CPGU)

The Trades files contain new transactions, correction submissions, cancelations and reversals. The last row in the file will contain a count of the number of trade records included in the file. The following fields are provided in the file:

Column	Description	Data Type/Possible Values
Symbol	The ticker symbol of the security reported	Varchar(14)
Suffix	The suffix assigned to the security symbol in the transaction, if applicable	Varchar(7)

Reporting Party (RPID)	The identifier of the party reporting the trade	Varchar(6)
Reporting Party Capacity	Displays the capacity of the reporting party: P = Principal A = Agency R = Riskless Principal This field will not be visible by the party on the contra side of the transaction.	Values: P, A, R
Trade Report Date	The date the transaction was reported to ADF	YYYY-MM-DD
Trade Report Time	The time the transaction was reported to ADF	HH:MM:SS.mmm:nnnnnn
Execution Time	The execution time reported on the transaction by the reporting party	HH:MM:SS.mmm:nnnnnn
Reporting Party Give Up (RPGU)	If a firm is being given up as the reporting executing firm, this will be the MPID of the executing party on the reporting side.	Varchar(6)
As Of Indicator	A Y in this field indicates that the trade was reported on a date other than the date the trade was executed.	Values: Y, null
Side	Indicates whether the trade was reported as a: <ul style="list-style-type: none"> • B = Buy • S = Sell • X = Cross 	Values: B, S, C
Quantity	Trade volume as number of shares	Bigint
Price	Trade price. Can be a decimal unit price (D) or contract amount price (C). Price type field identifies the type of price entered.	Numeric(12,6) if price type = D, Numeric(12,2) if price type = C
Clearing Price	Trade price inclusive of explicit fee	Numeric(16,6)
Price Type	Indicates the type of price entered: C = Contract Amount D = Decimal Unit Price	Values: C, D
Contract Amount	The contract amount of the trade (i.e., price x quantity)	Numeric(16,2)
Clearing Contract Amount	Clearing price * quantity if clearing price exists, otherwise contract amount	Numeric(16,2)
Price Override	An O in this field indicates that a price override was used to process the transaction.	Values: O, null
Short Sale Indicator	Indicates if the trade was submitted with the sold short (S) or sold short exempt (E) indicator. This field will not be visible by the party on the contra side of the transaction.	Values: S, E, null
Method of Entry	Indicates whether the trade was submitted via the TRAQS Website (W), CTCL (C), FIX (F), or Batch File (B).	Values: W, C, F, B
Status	Indicates the status of the record: T = New trade C = Canceled portion of corrected trade R = New (corrected) portion of corrected trade X = Canceled trade Y = Reversal	Values: T, C, R, X, Y
Matched Status	Indicates if and how the trade is matched:	Values: D, B, K, M, C, L, null

	D = Declined B = Break Pending K = Broken M = Matched by Acceptance C = Matched by Comparison L = Matched by Auto-Lock	
Prior Control Date	On a trade that has been canceled or corrected, this is the date the original trade was submitted.	YYYY-MM-DD
Prior FINRA Control Number	On a trade that has been canceled or corrected, this is the control number of the original submission.	Bigint
Contra Party (CPID)	MPID on the other side of the trade. A C in this field indicates that the contra party is not a FINRA Member firm.	Varchar(6)
Contra Capacity	Displays the capacity of the contra party: P = Principal A = Agency R = Riskless Principal This field will not be visible by the party on the reporting side of the transaction, unless the transaction is locked in, tape only, or audit trail only.	Values: P, A, R
Execution Date	The date the trade was executed	YYYY-MM-DD
Contra Party Give Up (CPGU)	If a firm is being given up as the contra executing firm, this will be the MPID of the executing party on the contra side.	Varchar(6)
System Assigned Publish Indicator	A Y in this field indicates that the trade was reported to the tape.	Values: Y, N
Publish Indicator	A Y in this field indicates that the reporting firm indicated the trade was for publication.	Values: Y, N
Match Control Number	Identifier assigned by the system to trades that have been matched. If the trade is locked in at submission or otherwise not match-eligible, this field will be blank.	Bigint
Match Timestamp	Indicates when the trades were matched. If the trade is locked in at submission or otherwise not match-eligible, this field will be blank.	YYYY-MM-DD HH:MM:SS.mmm:nnnnnn
Branch Sequence Number	Internal reference number assigned to the trade by the submitting firm. This field will not be visible by the party on the contra side of the transaction.	Varchar(8)
Reversal Indicator	A Y in this field indicates that the trade has been reversed.	Values: Y, null
Special Processing Flag	A Y in this field indicates that the transaction was submitted for special processing (i.e., as a position transfer).	Values: Y, null
Special Instructions Indicator	A value in this field indicates that there are special instructions on the transaction: 0 = Regular 3 = Step Out Trade 7 = Special Trade 8 = Special and Step Out Trade	Values: 0, 3, 7, 8

Clearing Indicator	A 0 in this field means the trade was sent to clearing; a 1 means it was not.	Values: 0, 1
Control Date	The date the transaction was received in the system	YYYY-MM-DD
FINRA Control Number	The unique identifier assigned to the trade by the system.	Bigint
Cancel Receipt Time	This will be populated on trades with a status of X, to reflect the time the trade was canceled in the system.	HH:MM:SS.mmm:nnnnnn
FINRA Trade Mod 3	Assigned and disseminated by the system if the trade meets one of these conditions: T = Trade was executed outside normal market hours Z = Trade was executed during normal market hours and reported late U = Trade was executed outside normal market hours and reported late If the trade is published, this will be the modifier disseminated on the trade message.	Values: T, Z, U, null
FINRA Trade Mod 4	Assigned and disseminated by the system if the trade meets one of these conditions: W = Weighted Average Price for trade disseminated to UTP SIP B = Weighted Average Price for trade disseminated to CTA SIP I = Odd Lot Trade	Values: W, B, I, null
Trade Mod 1	Settlement Modifier on the trade as submitted by reporting party: 0 = Regular C = Cash R = Seller's Option	Values: 0, C, R, null <i>Effective with change to T+1 regular way settlement (date TBD), "Next Day" will no longer be a valid Settlement Modifier.</i>
Trade Mod 2	Trade through exempt modifier: 2 = FINRA Self Help Indicator 3 = Intermarket Sweep Outbound 4 = Derivatively Priced 6 = Intermarket Sweep Inbound 7 = FINRA Contingent Indicator 8 = FINRA Subpenny Indicator E = Error Correction P = Print Protection	Values: 2, 3, 4, 6, 7, 8, E, P, null
Trade Mod 2 Time	Time associated with intermarket sweep order. May be provided by the reporting party or populated by the system with trade execution time.	HH:MM:SS.mmm:nnnnnn
Trade Mod 3	Submitted by the reporting firm if the trade meets one of the following conditions: T = Trade was executed outside normal market hours Z = Trade was executed during normal market hours and reported late U = Trade was executed outside normal market hours and reported late	Values: T, Z, U, null

Trade Mod 4	Submitted by the reporting firm if the trade meets one of the following conditions: W = Weighted Average Price S = Stopped Stock P = Prior Reference Price X = Trade Related to Options Exercises R = Trade Price Unrelated to the Current Market	Values: W, S, P, X, R, null
Trade Mod 4 Time	This is the time associated with Prior Reference Price or Stopped Stock trades.	HH:MM:SS.mmm:nnnnnn
Seller Days	If Trade Modifier 1 is Sellers Option, this field shall contain the days to settlement.	Values: 02-60, null <i>Effective with change to T+1 regular way settlement (date TBD), 02 will again be a valid seller's option value.</i>
Trade Thru Exempt	A 0 in this field indicates that there is no trade through exemption on the trade. A 1 in this field indicates that the submitter indicated the trade is trade through exempt.	Values: 0, 1
Related Market Indicator	Represents the market center for the trade: Q = NQ Exchange Trade for NQ securities N = NYSE trade A = AMEX trade B = BSE trade C = NSX trade I = ISE trade M = Chicago Stock Exchange trade P = PSE trade W = CBOE trade X = Phil Stock Exchange trade O = unknown market center U = unspecified multi market trades 0 = ADF/ORF 1 = NQ TRF 3 = NYSE TRF F = Foreign Market H = BATS Exchange trade G = BATS Y Exchange trade J = DirectEdge A Ex trade K = DirectEdge X Ex trade V=IEX Exchange L = LTSE (Long Term Stock Exchange) E = Members Exchange Y = Miami International Exchange	Values: A, B, C, F, G, H, I, J, K, M, N, O, P, Q, U, W, X, 0, 1, 3
Contra Branch Sequence Number	Internal reference number assigned to the trade by the contra firm. This field will not be visible by the party on the reporting side of the transaction, unless the transaction is locked in, tape only, or audit trail only.	Varchar(8)
Product	Indicates the product of the security	Values: CTS, UTP

Sub-Product	Indicates the sub-product of the security	Values: NYSE, ARCA, AMEX, BATS, NSDQ
Security Description	Description of the security being traded	This field will be null.
Reporting Party Clearing Number	Identifier for the clearing firm associated with the reporting party.	Varchar(4)
Contra Clearing Number	Identifier for the clearing firm associated with the contra party.	Varchar(4)
Locked-In Indicator	A value in this field indicates that the trade was locked in at submission: A = AGU, Q = QSR	Values: A, Q, null
Reporting Obligation	A Y in this field indicates that the trade report is the submission from the member with the trade reporting obligation.	Values: Y, N
Settlement Date	The date the trade is reported to settle	YYYY-MM-DD
Trade Reference Number	Reference Number used to tie a Tape eligible trade to one or more non-Tape eligible trades	Varchar(20)
OATS Reference Number	Order audit trail reference number associated with the transaction. This field will not be visible by the party on the contra side of the transaction.	Varchar(20)
OATS Contra Reference Number	Order audit trail reference number for the contra party associated with the transaction. This field will not be visible by the party on the reporting side of the transaction, unless the transaction is locked in, tape only, or audit trail only.	Varchar(20)
Memo	Used for firm internal memo purposes. This field will not be visible by the party on the contra side of the transaction.	Varchar(10)
Contra Memo	Used for firm internal memo purposes by the contra firm. This field will not be visible by the party on the contra side of the transaction, unless the transaction is locked in, tape only, or audit trail only.	Varchar(10)
Client Trade ID	The trade reporting party internal user reference number for the trade report. This field will not be visible by the party on the contra side of the transaction.	Varchar(20)
Contra Client Trade ID	The contra party internal user reference number for the trade report. This field will not be visible by the party on the reporting side of the transaction, unless the transaction is locked in, tape only, or audit trail only.	Varchar(20)
Reference Reporting Facility	Populated only on reversals, to indicate on what facility the original transaction being reversed was entered: Q = FINRA/NASDAQ TRF N = FINRA/NYSE TRF O = ORF (OTC Reporting Facility)	Values: Q, N, O
Submitter	The Web User ID, if the source is W, or the I112 address, if the source is C or F, of the person or	Varchar(20)

	terminal that entered the trade. This field will only be visible to the firm that submitted the trade.	
--	--	--

ADF Rejects File

The **ADF Rejects** file contains all transaction reports for the date requested where the selected MPID was the submitting firm. The last row in the file will contain a count of the number of reject records included in the file. Note: data type is not included below as non-conforming information may be the cause of the reject. The following fields are provided in the file:

Column	Description
Reject Time	The time the transaction was rejected
Reject Reason Code	The reject code associated with the transaction
	Code Description
	4 SECURITY NOT FOUND
	5 INVALID CONTROL DATE
	6 INVALID CONTROL ID
	7 INVALID FORMAT
	8 UNKNOWN FUNCTION
	9 TYPE IS MISSING
	10 INVALID TYPE
	11 INVALID TRFMC
	17 INVALID RPID
	18 INVALID DATE
	19 INVALID PRICE
	20 INVALID PRICE OVERRIDE
	21 ADF ENTRY SUSPENDED
	22 INVALID STATUS
	23 INVALID SIDE
	24 NOT WITHIN ALLOWABLE TIME
	25 PRICE OUT OF RANGE
	26 PRICE OUT OF OVERRIDE RANGE
	27 TERMINAL NOT AUTHORIZED
	28 INVALID MMID
	29 INVALID TIME
	30 INVALID TYPE
	31 RPID REQUIRED
	32 INVALID PREP TIME
	33 INVALID SVC BUREAU PREP TIME
	34 INVALID TRADE MODIFIER 2 TIME
	35 144A FLAG MUST BE Y
	36 INVALID PRICE TYPE
	37 INVALID REVERSAL DATE
	38 INVALID CLEARING PRICE
	39 INVALID REVERSAL ID
	40 DUPLICATE CONTROL DATE/ID
	41 CLIENT TRADE ID MISMATCH
	42 INVALID FUNCTION CODE
	43 INVALID ORIGINAL CONTROL DATE
	44 INVALID EXECUTION DATE
	45 ONLY SAME-DAY CORRECTION PERMITTED
	46 ONLY SAME-DAY CANCEL PERMITTED
	47 INVALID PERCENT
	48 PRICE REQUIRED

49	INVALID TRF PUBLISH INDICATOR
50	INVALID PUBLISH INDICATOR
51	INVALID BUYER COMMISSION
52	INVALID DISSEMINATION DELAY TIME
53	INVALID START TIME
54	INVALID STOP TIME
55	INVALID SLD TIME
56	INVALID PRICE FLAG
57	INVALID MARKET OPEN TIME
58	INVALID MARKET CLOSE TIME
59	INVALID PUBLISH INDICATOR FOR PROCESS CODE
60	INVALID CUSIP NUMBER
61	INVALID EMC START TIME
62	INVALID SYMBOL
63	INVALID SYMBOL SUFFIX
64	INVALID SECURITY DESCRIPTION
65	INVALID WHEN ISSUE IND.
66	INVALID EXCHANGE CODE
67	INVALID CLEARING NUMBER
68	SECURITY NOT FOUND
69	INVALID ACTION CODE
70	NO RECORDS FOUND
71	RPID MISMATCH
72	TRADE NOT FOUND
73	TRADE NOT MATCH ELIGIBLE
74	INVALID DK REASON
75	DK NOT ALLOWED AFTER AUTO LOCK TIME
76	AFFIRM NOT ALLOWED AFTER AUTO LOCK TIME
77	INVALID MATCH CONTROL DATE
78	INVALID VOLUME ENTERED
79	CONTRA TRADE NOT FOUND
80	INVALID MATCH CONTROL ID
81	INVALID AS-OF
82	RPID NOT AUTHORIZED
83	CPID NOT AUTHORIZED
84	CANNOT CHANGE CUSIP
85	INVALID RPID GIVE-UP
86	INVALID CP GIVE-UP
87	INVALID ORIGINAL CONTROL NUMBER
88	RPID GIVE-UP NOT AUTHORIZED
89	CPID GIVE-UP NOT AUTHORIZED
90	MUST ENTER SECURITY SYMBOL OR CUSIP
91	NOT A CROSS TRADE
92	INVALID SECURITY
93	INVALID CONTRA SIDE
94	INVALID ACCRUED INTEREST
95	INVALID SELLER COMMISSION
96	INVALID TRADE MODIFIER 4 TIME
97	INVALID P/A
98	CPID REQUIRED
99	INVALID CLEARING FLAG
100	INVALID REPORT FLAG
101	INVALID SPECIAL TRADE INDICATOR

102	INVALID SPECIAL TRADE INDICATOR/SPECIAL MEMO
103	SECURITY NOT ADF AUTHORIZED
104	NO CONTROL NUMBER
105	TRADE ALREADY CANCELED
106	INVALID CONTRA CLIENT REFNUM
107	MM DID NOT ENTER TRADE
108	INVALID BRANCH SEQUENCE NUMBER
109	INVALID CONTRA BRANCH SEQUENCE NUMBER
110	INVALID AS-OF DATE
111	INVALID REVERSAL FLAG
112	NOT AN OPEN TRADE
113	INVALID CPID
114	CORRECTION MAY NOT CHANGE BOND
115	SYMBOL ALREADY EXISTS
116	INVALID PRIOR DAY CLEARING FLAG
117	CUSIP HAS BEEN CHANGED
118	INVALID TRADE DATE FOR CHANGED CUSIP
119	CONTROL NUMBER REQUIRED IN THE MEMO FIELD
120	INVALID BREAK INDICATOR
121	INVALID NEW ISSUE HOLD PERIOD
122	INVALID DISSEMINATION HOLD PERIOD
123	DELAY DISSEMINATION PENDING FOR CUSIP
124	INVALID AGU
125	CORRECTION MAY NOT CHANGE REVERSAL FLAG
126	INVALID RP/CP USA
127	INVALID CP/CPGU USA
128	INVALID RP/RPGU USA
129	TRADE SUB TYPE MUST BE TRADETHROUGH
130	TTE REASON REQUIRED
131	INVALID PUBLISH INDICATOR FOR ODD LOT
132	INVALID TRADING MARKET INDICATOR
133	INVALID TRADE SUB TYPE
134	INVALID PROCESS CODE
135	INVALID SHORT SALE INDICATOR
136	INVALID CLEARING RELATIONSHIP
137	FINRA CALCULATES DIFFERENT TRADEMOD3
138	EXECUTION TIME GREATER THAN TRADE REPORT TIME
139	NOT TRADE SUBMITTER
140	FINRA CALCULATES DIFFERENT PUBLISH INDICATOR
141	INVALID REPORTING FACILITY
142	BATCH UPLOAD NOT ALLOWED
143	CORRECTION MAY NOT CHANGE AS-OF FLAG
144	CORRECTION MAY NOT CHANGE CONTRA MPID
145	CORRECTION MAY NOT CHANGE CONTRA GIVEUP
146	CORRECTION MAY NOT CHANGE CONTRA CLEARING NUMBER
147	INVALID MATCH STATUS
148	INVALID ROLE
149	WHEN ISSUED TRADE - POST SETTLEMENT
150	GIVE UP REQUIRED
151	EXPLICIT FEE MUST BE SUBMITTED FOR CLEARING
152	EXPLICIT FEE NOT ALLOWED
153	INVALID REJECT CONTROL NUMBER
154	ALREADY CLOSED OR REPAIRED

155	FUNCTION NOT SUBJECT TO REPAIR
156	BUYER COMMISSION EXCEEDS PRICE
157	SELLER COMMISSION EXCEEDS PRICE
158	INVALID EXECUTION DATE / SCRTY EFFECTIVE DATE COMBINATION
159	EXPLICIT FEE AGREEMENT NOT FOUND
160	ISSUE NOT ACTIVE
161	INVALID LOCKED-IN STATUS
162	COMPLIANCE ID REQUIRED
163	CONTRA COMPLIANCE ID REQUIRED
164	CONTRA COMPLIANCE ID NOT ALLOWED
165	CANNOT LINK TO ORIGINAL TRADE
166	SPECIAL PROCESSING INDICATOR
167	MPID NOT ACTIVE
168	SELLER DAYS REQUIRED
169	INVALID SELLER DAYS
170	TRADING NOT ALLOWED
171	NSDQ SUBPRODUCT ENTRY SUSPENDED
172	AMEX SUBPRODUCT ENTRY SUSPENDED
173	ARCA SUBPRODUCT ENTRY SUSPENDED
174	BATS SUBPRODUCT ENTRY SUSPENDED
175	NYSE SUBPRODUCT ENTRY SUSPENDED
176	FIX PROTOCOL ENTRY SUSPENDED
177	TRADE ENTRY SUSPENDED, EMC HALT
178	INVALID EXECUTION TIME
179	MPID NOT AUTHORIZED
180	QUANTITY REQUIRED
181	INVALID TRADE MODIFIER 1
182	INVALID TRADE MODIFIER 2
183	INVALID TRADE MODIFIER 3
184	INVALID TRADE MODIFIER 4
185	CONTRA P/A REQUIRED
186	INVALID SPECIAL PRICE INDICATOR/SPECIAL MEMO
187	INVALID SETTLEMENT DATE
188	INVALID PREPARATION DATE
189	INVALID CONTRA CLIENT TRADE IDENTIFIER
190	INVALID SPECIAL PROCESSING FLAG
191	INVALID LOCKED-IN INDICATOR
192	INVALID REPORTING OBLIGATION
193	INVALID CANCEL-BREAK INDICATOR
194	CTCI PROTOCOL ENTRY SUSPENDED
195	WEB PROTOCOL ENTRY SUSPENDED
196	INVALID RPID/CPID COMBINATION
197	ENTERING MPID IS HALTED
198	RPID IS HALTED
199	REPORTING PARTY GIVEUP IS HALTED
200	ISSUE NOT ACTIVE OR INACTIVE
201	EXECUTING PARTY NOT AUTHORIZED
202	INVALID TRADE OBLIGATION FOR AFFIRM
203	INVALID LOCKED-IN STATUS FOR SPECIFIED TRADE(S)
204	INVALID LOCKED-IN INDICATOR FOR CROSS TRADE
205	SECURITY HALTED
206	EXECUTION TIME OUTSIDE MARKET HOURS
207	TRADE WITH THIS CPID CANNOT BE SUBMITTED FOR MATCHING

	208 TRADE WITH THIS CPGU CANNOT BE SUBMITTED FOR MATCHING 209 CORRECTION NOT ALLOWED, CANCEL AND NEW TRADE REQUIRED 210 CONTRA MEMO NOT ALLOWED 211 IEX SUBPRODUCT ENTRY SUSPENDED 900 TRADE REPORTED LATE 901 TRADE REPORTED AFTER MARKET HOURS 902 TRADE REPORTED LATE AFTER MARKET HOURS 997 INVALID CONTRA CLIENT REFERENCE NUMBER 998 INVALID CLIENT REFERENCE NUMBER 999 CAN NOT BE PROCESSED AS SUBMITTED
Reject Control Number	The system-assigned identifier for the reject
Reject Status	The current state of the reject: J = Rejected P = Repaired F = Repair Failed Z = Closed
Entry Type	Indicates the status of the rejected transaction: TRIT = Trade Entry TRIX = Cancel TRIR = Correction TRIY = Historical Cancel
Client Trade Identifier	The trade reporting party internal user reference number for the trade report
Side	Indicates whether the rejected transaction was reported as a Buy (B), Sell (S) or Cross (X)
Symbol	The ticker symbol of the security reported
Suffix	The suffix assigned to the security symbol in the rejected transaction, if applicable
Quantity	Trade volume as number of shares
Price	Trade price. Can be decimal unit price or contract amount price. Price type field identifies the type of price entered.
Reporting Party (RPID)	The identifier of the party reporting the trade
Reporting Party Give Up (RPGU)	If a firm is being given up as the reporting executing firm, this will be the MPID of the executing party on the reporting side.
Contra Party (CPID)	MPID on the other side of the trade. A C in this field indicates that the contra party is not a FINRA member firm.
Contra Party Give Up (CPGU)	If a firm is being given up as the contra executing firm, this will be the MPID of the executing party on the contra side.
Execution Date	The date the trade was executed
Execution Time	The execution time reported on the transaction by the reporting party.
Method of Entry	Indicates whether the rejected transaction was submitted via the TRAQS Website (W), CTCL (C), FIX (F), or Batch File (B).
Market Center	Represents the market center for the trade.
Locked-In Indicator	A value in this field indicates that the transaction was locked in at submission: A = AGU, Q = QSR

TRACE Security Activity Report

The **TRACE Security Activity Report (TSAR)** is a monthly report that provides aggregated statistics for each traded TRACE-Eligible Corporate and Agency (“CA”) security. The report contains basic descriptive security elements, aggregate par value volume information, number of transactions, number of unique

market participant identifiers (“MPIDs”), and top 5 statistics for disseminated transactions in CA bonds. The following fields are provided in the file:

Field Name	Description
Security	For CUSIP version, Security Identifier assigned by Standard & Poors
Symbol	TRACE Symbol as defined by FINRA
BB Symbl	Bloomberg Identifier
Issuer Name	Issuer Name
Coupon Rate	Coupon Rate of the security
Maturity Date	Maturity Date of the security
TRACE Grade	Indicates whether the security is Investment Grade (“I”) or High Yield (“H”)
Industry/Sector	The description of the industry subsector code assigned to the security
Total Number of Trades	The number of trades reported to TRACE during the report period
Customer Buy Trades	The number of trades reported to TRACE during the report period where the FINRA member is selling to a non-FINRA member
Customer Sell Trades	The number of trades reported to TRACE during the report period where the FINRA member is buying from a non-FINRA member
Interdealer Trades	The number of trades reported to TRACE during the report period where a FINRA member is selling to another FINRA member
Number of Capped Trades	The number of trades reported to TRACE during the report period where the entered volume of the trade is less than or equal to the cap limit applicable to the security
# of Trades 0 to Cap Size	The number of trades reported to TRACE during the report period where the entered volume of the trade is greater than the cap limit applicable to the security
# of Trades Cap to 10MM	The number of trades reported to TRACE during the report period where the entered volume of the trade is between the cap and 10 million.
# of Trades > 10MM	The number of trades reported to TRACE during the report period where the entered volume of the trade is greater than 10 million.
Displaying Only Capped Volume	Indicator to signal whether the volume calculations for each security include the actual size of the trade (N) or the cap limit, for trades above the cap limit applicable to the security (Y)
Total Par Value Traded	The sum of all entered quantities of trades reported to TRACE during the report period
Customer Buy Par Value	The sum of all entered quantities of trades reported to TRACE during the report period where the FINRA member is selling to a non-FINRA member
Customer Sell Par Value	The sum of all entered quantities of trades reported to TRACE during the report period where the FINRA member is buying from a non-FINRA member
Interdealer Par Value	The sum of all entered quantities of trades reported to TRACE during the report period where the FINRA member is selling to another FINRA member
Par Value 0 – Cap	The sum of entered quantities of trades reported to TRACE during the report period where the entered volume of the trade is less than or equal to the cap limit applicable to the security
Par Value Cap – 10MM	The sum of entered quantities of trades reported to TRACE during the report period where the entered volume of the trade is greater than the cap limit applicable to the security and less than or equal to 10 million
Par Value > 10MM	The sum of entered quantities of trades reported to TRACE during the report period where the entered volume of the trade is greater than 10 million
# of Unique Dealers	The number of distinct MPIDs that reported at least one valid trade in the report period, including both sides of interdealer trades.

# of Unique Capped Dealers	The number of distinct MPIDs that reported at least one valid capped trade in the report period, including both sides of interdealer trades.
Top 5 Firms % of Trades	The percentage of the security's total trades represented by the top 5 reporting MPIDs, ranked by number of trades reported to TRACE during the report period. The calculation includes both sides of interdealer trades.
Top 5 Firms % of Par	The percentage of the security's total par value traded represented by the top 5 reporting MPIDs, ranked by total par value reported to TRACE during the report period. The calculation includes both sides of interdealer trades.
Herfindahl-Hirschman Index	The sum of the squared market share of each MPID reporting in a security. Range is between 0 and 10,000

End-of-Day TRACE Transaction Files

The **End-of-Day TRACE Transaction Files** are daily files including all transaction data disseminated as part of Real-Time TRACE transaction data for that date. The files are produced after the TRACE system closes. Files are available for each Real-Time TRACE transaction data set: Corporate Bond data set (BTDS), Agency data set (ATDS), Securitized Products data set (SPDS), the two Rule 144A data sets (BTDS 144A and SPDS 144A), and Treasury data set (TSDS). The following fields are provided in the file:

Field Name	Description
MESSAGE_CATEGORY	This field, along with Message Type, identifies the type of message. Values are: T – Trade A – Administrative
MESSAGE_TYPE	This field further identifies the type of information included in the message: M – Trade Report (with Trade message category) N – Trade Cancel (with Trade message category) O – Trade Correction (with Trade message category) P – Trade Report – MBS (with Trade message category) Q – Trade Cancel – MBS (with Trade message category) R – Trade Correction – MBS (with Trade message category) E – Daily Trade Summary (Closing Recap) (with Administrative message category) F – Daily Trade Summary – MBS (with Administrative message) H – Trading Halt (with Administrative message category) 1 – 7 – Market Aggregates (with Administrative message category)
MESSAGE_SEQUENCE_NUMBER	Identifies each message. At the beginning of each operational cycle this number will begin with 0000000 as the first message, and will be incremented by 1 each time a new message is transmitted.
MARKET_CENTER	The Market Center that originated the message. Valid value for these files is: O – Over the Counter
DATE_TIME	A timestamp placed on the disseminated message. The date/time is the calendar date and time that the record has entered into FINRA's trade reporting system.
SYMBOL	Bond symbol as assigned by FINRA for TRACE trade reporting purposes
CUSIP	For CUSIP version, the universal identifier for the specific bond as assigned by Standard & Poor's CUSIP Service Bureau
BSYM	The Bloomberg identifier for the specific bond (FIGI).
SUB_PRODUCT_TYPE	The type of security traded. Values are:

	<p>CORP – Corporate Bond ELN – Equity-Linked Note CHRC – Church Bond AGCY - Agency TBA – Agency Pass-Through and SBA-Backed Securities traded To Be Announced MBS – Agency Pass-Through and SBA-Backed Securities traded in specified pool transactions ABS – ABS securities that are backed by a variety of consumer, student and commercial credits CMO – Collateralized Mortgage Obligations, i.e., Mortgage Loans, Certificates by project or construction loans, other type of assets derivatives of MBS NOTE – Treasury Note or Treasury Bond</p>
ORIGINAL_DISSEMINATION_DATE	<p>Format: YYYYMMDD. On Trade Report messages, this field will be populated on Reversals (As/Of Indicator = R) only, to indicate the date the original trade was disseminated. On non Reversals, the field will be blank. On Trade Cancel and Trade Correction messages, the field will be populated with the date the original trade was disseminated, including same day Cancels and Corrections.</p>
QUANTITY_INDICATOR	<p>Indicates whether the quantity is actual or estimated. Valid values are: A – Actual and E – Estimated</p>
QUANTITY	<p>The field is right-justified, zero-filled unused positions with a decimal in the twelfth position on actual amounts and left-justified, space-filled unused positions on amounts with special limits applied (capped) as defined below. This field represents the par value volume of the transaction.</p> <p>For equity-linked notes (which trade in shares as units), the field will represent the number of shares traded multiplied by the price per share. For example, a trade of 250 shares at a price of \$10.50 per share will be disseminated as a quantity of 0000002625.00.</p> <p>Please note that the following special limits apply to this field:</p> <p>For High Yield and Unrated bonds and equity-linked notes:</p> <ul style="list-style-type: none"> · If the par value of the transaction is less than or equal to \$1 million, the quantity will state actual par value of the trade. · If the par value of the transaction is greater than \$1 million, the quantity field will show 1MM+. <p>For Investment Grade bonds and equity-linked notes:</p> <ul style="list-style-type: none"> · If the par value of the transaction is less than or equal to \$5 million, the quantity will state the actual par value of the trade. · If the par value of the transaction is greater than \$5 million, the quantity field will show 5MM+. <p>For trades of TBA Good for Delivery (GD) securities:</p> <ul style="list-style-type: none"> · If the reported volume of the transaction is less than or equal to \$25 million, the Quantity will state the actual reported volume. · If the reported volume of the transaction is greater than \$25 million, the Quantity will be stated as 25MM+. <p>For trades of TBA Not Good for Delivery (NGD) securities:</p> <ul style="list-style-type: none"> · If the reported volume of the transaction is less than or equal

	<p>to \$10 million, the Quantity will state the actual reported volume.</p> <ul style="list-style-type: none"> · If the reported volume of the transaction is greater than \$10 million, the Quantity will be stated as 10MM+. <p>For trades of MBS:</p> <ul style="list-style-type: none"> · If the reported volume of the transaction is less than or equal to \$10 million, the Quantity will state the actual reported volume. · If the reported volume of the transaction is greater than \$10 million, the Quantity will be stated as 10MM+. <p>For trades of ABS:</p> <ul style="list-style-type: none"> · If the reported volume of the transaction is less than or equal to \$10 million, the Quantity will state the actual reported volume. · If the reported volume of the transaction is greater than \$10 million, the Quantity will be stated as 10MM+. <p>For trades of CMO:</p> <ul style="list-style-type: none"> · Transactions with a reported volume less than \$1 million, the Quantity will state the actual reported volume. Transactions with a reported volume equal to or greater than \$1 million will not be subject to dissemination. <p>For trades of Treasury:</p> <p>The following size caps apply to this field:</p> <ul style="list-style-type: none"> - 2-YR Note: If the size of the transaction is greater than \$250 million, the quantity field will show 250MM+ - 3-YR Note: If the size of the transaction is greater than \$250 million, the quantity field will show 250MM+ - 5-YR Note: If the size of the transaction is greater than \$250 million, the quantity field will show 250MM+ - 7-YR Note: If the size of the transaction is greater than \$150 million, the quantity field will show 150MM+ - 10-YR Note: If the size of the transaction is greater than \$150 million, the quantity field will show 150MM+ - 20-YR Bond: If the size of the transaction is greater than \$50 million, the quantity field will show 50MM+ - 30-YR Bond: If the size of the transaction is greater than \$50 million, the quantity field will show 50MM+
PRICE TYPE	<p>For Treasury Data ONLY:</p> <p>Indicates whether the price is:</p> <p>D = Decimal Y = Yield N = Negative Yield</p>
PRICE	<p>This field represents the bond price is inclusive of any commission, mark-ups, and/or mark-downs reported by the sell-side firm in the trade transaction. The Price will be stated in \$\$\$\$.\$ddddd format, where the first four bytes represents the dollar, the fifth byte is a decimal point, and the last six bytes represents the decimal amount of the trade price. If the Price is not reported for a bond, this field will be zero filled. For equity-linked notes (which trade in shares as units), the price will</p>

	reflect the dollar price per share, rather than a percentage of par. For example, a trade price of \$28.50 per share will be disseminated as "0028.500000".
REMUNERATION	Identifies whether the reported trade price includes remuneration. Remuneration only applies on Customer and Affiliate trades. Valid values are: C - Commission is included in the price M - A Markup or Markdown is included in the price N - No Commission or Markup/Markdown is included in the price Space - No value assigned on Inter-Dealer trades
SPECIAL_PRICE_INDICATOR	A Y in this field indicates that a special trade condition exists that impacted the execution price, or the transaction is a "specified trade."
SIDE	Identifies the side (i.e., Buy or Sell) from the reporting party's perspective. Only one side of an Interdealer transaction is disseminated, which will be identified as the sell side from the reporting party's perspective. Associated values are as follows: B - Reporting party bought from contra party S - Reporting party sold to contra party
AS_OF_INDICATOR	This field will be populated if the transaction being reported is an As/Of trade, Reversal, Cancel or Correction from a prior business day. Valid values are: A - As/Of Trade R - Reversal Space - Current Day Trade
EXECUTION_DATE_TIME	Numeric, Format: YYYYM MDDHHMMSS. The date and time that the FINRA member firm executed the trade transaction. If the transaction reported was an As/Of trade or a Reversal, this field will be populated with the date and time that the original trade was executed by the FINRA member firm.
SALE_CONDITION_2 <i>Not included in BTDS, ATDS and SPDS</i>	Blank - Not a Hedged Transaction H - Hedged Transaction
SALE_CONDITION_3	Indicates whether there are special conditions or modifiers applicable to the trade transaction. Associated values are: Space - No Special Sale Condition Z - Trade Reported Late (Out of Sequence) T - Trade Reported After Market Hours U - Trade Reported Late After Market Hours
SALE_CONDITION_4	Used to describe a second sale condition that is applicable to the trade. Associated values are: W - Weighted Average Price P - Portfolio Trade O - Specified Pool Transaction (SP securities) N - Stipulation Transaction (SP securities) D - Dollar Roll w/o Stipulation (SP securities) L - Stipulated Dollar Roll (SP securities) Space - No Second Modifier Applicable For Treasury Set ONLY: S - transaction is part of a series of transactions where one or more transactions are executed a pre-determined fixed price or would otherwise result in the transaction(s) execution away from the current market

	B - transaction is part of a series of transactions where one or more transactions involves a futures contract (e.g. a "basis" trade).
SETTLEMENT_DATE	Format: YYYYMMDD. The reported settlement date of the trade
YIELD_DIRECTION <i>Not included in SPDS files</i>	Indicates the yield direction for the subsequent Yield field. Associated values for this field are as follows: - (minus sign) - Negative Yield Space - Positive or Zero Yield
YIELD <i>Not included in SPDS files</i>	Format: \$\$\$\$\$.dddddd, where the first six bytes represents the dollar, the seventh byte is a decimal point, and the last six characters represents the decimal amount of the trade price. Indicates the effective rate of return earned on a security as calculated by the system and is expressed as a percentage. FINRA will leave the field blank if no yield is available.
WHEN_ISSUED_INDICATOR <i>Not included in SPDS files</i>	A W in this field indicates that the issue is trading on a when issued basis. For Treasury Data ONLY: This field indicates if the issue is trading on a when issued basis. Associated values are: Y - When Issued N or Blank - Not when Issued
FACTOR <i>Not included in BTDS or ATDS files</i>	Format: NN.NNNNNNNN, where the third byte will always be a decimal point. Indicates a reported factor on a trade that was not based on the latest published factor of that security. A Factor of 00.00000000 indicates the trade was executed and reported based on the latest published factor for that security.
REPORTING_PARTY_TYPE	Identifies the type of entity that reported the trade. Valid values are: D - Reporting party is a Broker/Dealer T - Reporting Party is an Alternative Trading System (ATS)
CONTRA_PARTY_TYPE	Identifies the type of contra party which the reported trade was executed against - a Broker/Dealer, a Customer (non-FINRA member), an Affiliate (non-member affiliate) or an Alternative Trading System (ATS). Valid values are: D - Contra party is a Broker/Dealer C - Contra party is a Customer (non-FINRA member) A - Contra party is a non-member affiliate T - Contra party is an Alternative Trading System (ATS)
ATS_INDICATOR	A Y in this field indicates that the transaction being reported is an ATS execution. An ATS execution can be either where an ATS reports the trade, is a contra party to the trade, or is neither but the trade is executed on an ATS's platform.
AGG_INDICATOR <i>Not included in BTDS, ATDS, SPDS files</i>	Applicable for Treasury Data Set ONLY: Aggregate Indicator field identifies if a transaction is eligible for the Treasury aggregate statistics Y - Aggregate Eligible N - Not eligible for the Aggregates
CHANGE_INDICATOR	Describes the price change(s) that the transaction caused for the issue traded. 0 - No Price/Yield Changed 1 - Last Price/Yield Changed 2 - Low Price/Yield Changed 3 - Last Price/Yield and Low Price /Yield Changed

	<p>4 - High Price/Yield Changed 5 - Last Price/Yield and High Price/Yield Changed 6 - High Price/Yield and Low Price/Yield Changed 7 - All Prices/Yields Changed</p>
<p>RDID <i>Not included in BTDS,ATDS or TSDS files</i></p>	<p>The reference data identifier for the transaction. The Reference Data Identifier (RDID) is included in specific messages in lieu of Symbol, CUSIP and BSYM identifiers.</p>
<p>ORIGINAL_MESSAGE_SEQUENCE_NUMBER</p>	<p>This message sequence number, located in the Label section of Trade Correction and Trade Cancel messages, will represent the message sequence number for the original trade report in the specified issue.</p>
<p>FUNCTION</p>	<p>Indicates if the transaction being disseminated is being taken out because it either is being canceled or was done in error. Associated values are: C - Cancel E - Error N – Correction</p>
<p>HIGH_PRICE</p>	<p>The High Price field contains the current highest price for which the specified bond issue was traded for the current day. Format: \$\$\$\$. d d d d d d, where the first four bytes represents the dollar, the fifth byte is a decimal point, and the last six bytes represents the decimal amount of the trade price. If the High Price is not available for a bond, this field will be zero filled.</p>
<p>HIGH_YIELD_DIRECTION <i>Not included in SPDS files</i></p>	<p>Indicates the yield direction for the High Price Yield field. Associated values for this field are as follows: - (minus sign) - Negative Yield Space - Positive or Zero Yield</p>
<p>HIGH_YIELD <i>Not included in SPDS files</i></p>	<p>Format: \$\$\$\$\$. d d d d d d, where the first six bytes represents the dollar, the seventh byte is a decimal point, and the last six bytes represents the decimal amount of the trade price. This will represent the value calculated by the system for the yield associated with the high price of the day. FINRA will leave the field blank if no yield is available.</p>
<p>LOW_PRICE</p>	<p>Represents the current low price for which the specified bond issue was traded for the day. Format: \$\$\$\$. d d d d d d, where the first four bytes represents the dollar, the fifth byte is a decimal point, and the last six bytes represents the decimal amount of the trade price. If the Low Price is not available for a bond, this field will be zero filled.</p>
<p>LOW_YIELD_DIRECTION <i>Not included in SPDS files</i></p>	<p>Indicates the yield direction for the Low Price Yield field. Associated values for this field are as follows: - (minus sign) - Negative Yield Space - Positive or Zero Yield</p>
<p>LOW_YIELD <i>Not included in SPDS files</i></p>	<p>Format: \$\$\$\$\$. d d d d d d, where the first six bytes represents the dollar, the seventh byte is a decimal point, and the last six bytes represents the decimal amount of the trade price. This represents the value calculated by the system for the yield associated with the low price of the day. FINRA will leave the field blank if no yield is available.</p>
<p>LAST_SALE_PRICE</p>	<p>The last sale price reported for the specific bond for the day. Format: \$\$\$\$. d d d d d d, where the first four bytes represents the dollar, the fifth byte is a decimal point, and the last six bytes</p>

	represents the decimal amount of the trade price. If the Last Sale Price is not available for a bond, this field will be zero filled.
LAST_SALE_YIELD_DIRECTION <i>Not included in SPDS files</i>	Indicates the yield direction for the Last_Sale_Yield_Direction field. Associated values for this field are as follows: - (minus sign) - Negative Yield Space - Positive or Zero Yield
LAST_SALE_YIELD <i>Not included in SPDS files</i>	Format: \$\$\$\$\$\$.dddddd, where the first six bytes represents the dollar, the seventh byte is a decimal point, and the last six bytes represents the decimal amount of the trade price. This represents the value calculated by the system for the yield associated with the last price of the day. FINRA will leave the field blank if no yield is available.
ORIGINAL_QUANTITY_INDICATOR	For Trade Corrections, this is the quantity indicator disseminated on the original trade.
ORIGINAL_QUANTITY	For Trade Corrections, this is the quantity disseminated on the original trade.
ORIGINAL_PRICE	For Trade Corrections, this is the price disseminated on the original trade.
ORIGINAL_REMUNERATION	For Trade Corrections, this is the remuneration disseminated on the original trade.
ORIGINAL_SPECIAL_PRICE_INDICATOR	For Trade Corrections, this is the special price indicator disseminated on the original trade.
ORIGINAL_SIDE	For Trade Corrections, this is the side disseminated on the original trade.
ORIGINAL_AS_OF_INDICATOR	For Trade Corrections, this is the as-of indicator disseminated on the original trade.
ORIGINAL_EXECUTION_DATE_TIME	For Trade Corrections, this is the execution date and time disseminated on the original trade.
ORIGINAL_SALE_CONDITION_3	For Trade Corrections, this is the sale condition 3 disseminated on the original trade.
ORIGINAL_SALE_CONDITION_4	For Trade Corrections, this is the sale condition 4 disseminated on the original trade.
ORIGINAL_SETTLEMENT_DATE	For Trade Corrections, this is the settlement date disseminated on the original trade.
ORIGINAL_YIELD_DIRECTION <i>Not included in SPDS files</i>	For Trade Corrections, this is the yield direction disseminated on the original trade.
ORIGINAL_YIELD <i>Not included in SPDS files</i>	For Trade Corrections, this is the yield disseminated on the original trade.
ORIGINAL_WHEN_ISSUED_INDICATOR <i>Not included in SPDS files</i>	For Trade Corrections, this is the when issued indicator disseminated on the original trade.
ORIGINAL_FACTOR <i>Not included in BTDS or ATDS files</i>	For Trade Corrections, this is the factor disseminated on the original trade.
ORIGINAL_REPORTING_PARTY_TYPE	For Trade Corrections, this is the reporting party type disseminated on the original trade.
ORIGINAL_CONTRA_PARTY_TYPE	For Trade Corrections, this is the contra party type disseminated on the original trade.
ORIGINAL_ATS_INDICATOR	For Trade Corrections, this is the ATS Indicator disseminated on the original trade.
ORIGINAL_AGG_INDICATOR <i>Not included in BTDS, ATDS, SPDS files</i>	For Treasury Data File ONLY: For Trade Corrections, this field represents the original AGG_INDICATOR. See above for field description.

ISSUER <i>Not included in TSDS files</i>	This is the name of the corporation or agency that issued the security. Please note that, due to character limitations, the Issuer name may be truncated.
ACTION	This field describes what event is happening on the specific security. Valid values are: H - Trading Halt (Action Date/Time field represents date and time that the halt was instituted for the security) R - Trading Resumption (Action Date/Time field represents the date and time that trading is expected to resume in the security)
ACTION_DATE_TIME	In the format YYYYMMDDHHMMSS. This is the date and time that the trading halt was instituted or lifted for the specified security.
HALT_REASON	This field describes the reason for the halt. Valid values are: T.1 - Halt – News Pending T.2 - Halt – News Released T.3 - Halt – News and resumption times T.12 - Halt – Additional Information Requested by FINRA H.10 - Halt – SEC Trading Suspension H.11 - Halt - Regulatory Concerns
DAILY_HIGH_PRICE <i>Not included in TSDS files</i>	The high price reported for the specific bond for the day. Daily Format: \$\$\$\$.dddddd, where the first four bytes represents the dollar, the fifth byte is a decimal point, and the last six bytes represents the decimal amount of the trade price. If the Daily High Price is not available for a bond, this field will be zero filled.
DAILY_HIGH_YIELD <i>Not included in SPDS or TSDS files</i>	Format: \$\$\$\$\$.dddddd, where the first six bytes represents the dollar, the seventh byte is a decimal point, and the last six bytes represents the decimal amount of the trade price. This will represent the high yield associated with the Daily High Price for the specific bond for the day. FINRA will leave the field blank if no yield is available.
DAILY_LOW_PRICE <i>Not included in TSDS files</i>	The low price reported for the specific bond for the day. Format: \$\$\$\$.dddddd, where the first four bytes represents the dollar, the fifth byte is a decimal point, and the last six bytes represents the decimal amount of the trade price. If the Daily Low Price is not available for a bond, this field will be zero filled.
DAILY_LOW_YIELD <i>Not included in SPDS or TSDS files</i>	Format: \$\$\$\$\$.dddddd, where the first six bytes represents the dollar, the seventh byte is a decimal point, and the last six bytes represents the decimal amount of the trade price. This will represent the low yield associated with the Daily Low Price for the specific bond for the day. FINRA will leave the field blank if no yield is available.
DAILY_CLOSE_PRICE <i>Not included in TSDS files</i>	The closing price reported for the specific bond for the day. Format: \$\$\$\$.dddddd, where the first four bytes represents the dollar, the fifth byte is a decimal point, and the last six bytes represents the decimal amount of the trade price.
CLOSE_YIELD_DIRECTION <i>Not included in SPDS or TSDS files</i>	The yield direction for the Daily Close Yield field. Valid values are: - (minus sign) - Negative Yield Space - Positive or Zero Yield
DAILY_CLOSE_YIELD <i>Not included in SPDS or TSDS files</i>	Format: \$\$\$\$\$.dddddd, where the first six bytes represents the dollar, the seventh byte is a decimal point, and the last six bytes represents the decimal amount of the trade price. This will represent the closing yield associated with the Daily Close Price

	for the specific bond for the day. FINRA will leave the field blank if no yield is available.
TEXT	This free-form text field is used to relate general administrative or market information to subscribers.
TOTAL_SECURITIES_TRADED _ALL_SECURITIES <i>Not included in SPDS or TSDS files</i>	The total number of issues traded on the day.
TOTAL_SECURITIES_TRADED _INVESTMENT_GRADE <i>Not included in ATDS, SPDS or TSDS files</i>	The total number of Investment Grade issues traded on the day.
TOTAL_SECURITIES_TRADED _HIGH_YIELD <i>Not included in ATDS, SPDS or TSDS files</i>	The total number of High Yield issues traded on the day.
TOTAL_SECURITIES_TRADED _CONVERTIBLES <i>Not included in ATDS, SPDS or TSDS files</i>	The total number of Convertible issues traded on the day.
TOTAL_SECURITIES_TRADED _FREDDIE_MAC <i>Not included in BTDS, SPDS or TSDS files</i>	The total number of Freddie Mac issues traded on the day.
TOTAL_SECURITIES_TRADED _FANNIE_MAE <i>Not included in BTDS, SPDS or TSDS files</i>	The total number of Fannie Mae issues traded on the day.
TOTAL_SECURITIES_TRADED _FHLB <i>Not included in BTDS, SPDS or TSDS files</i>	The total number of FHLB issues traded on the day.
ADVANCES_ALL_SECURITIES <i>Not included in SPDS and TSDS files</i>	The total number of issues where the closing price for the day is higher than the prior closing price.
ADVANCES_INVESTMENT_GRADE <i>Not included in ATDS, SPDS or TSDS files</i>	The total number of Investment Grade issues where the closing price for the day is higher than the prior closing price.
ADVANCES_HIGH_YIELD <i>Not included in ATDS, SPDS or TSDS files</i>	The total number of High Yield issues where the closing price for the day is higher than the prior closing price.
ADVANCES_CONVERTIBLES <i>Not included in ATDS, SPDS or TSDS files</i>	The total number of Convertible issues where the closing price for the day is higher than the prior closing price.
ADVANCES_FREDDIE_MAC <i>Not included in BTDS, SPDS or TSDS files</i>	The total number of Freddie Mac issues where the closing price for the day is higher than the prior closing price.
ADVANCES_FANNIE_MAE <i>Not included in BTDS, SPDS or TSDS files</i>	The total number of Fannie Mae issues where the closing price for the day is higher than the prior closing price.
ADVANCES_FHLB <i>Not included in BTDS, SPDS or TSDS files</i>	The total number of FHLB issues where the closing price for the day is higher than the prior closing price.

DECLINES_ALL_SECURITIES <i>Not included in SPDS or TSDS files</i>	The total number of issues where the closing price for the day is lower than the prior closing price.
DECLINES_INVESTMENT_GRADE <i>Not included in ATDS, SPDS or TSDS files</i>	The total number of Investment Grade issues where the closing price for the day is lower than the prior closing price.
DECLINES_HIGH_YIELD <i>Not included in ATDS, SPDS or TSDS files</i>	The total number of High Yield issues where the closing price for the day is lower than the prior closing price.
DECLINES_CONVERTIBLES <i>Not included in ATDS, SPDS or TSDS files</i>	The total number of Convertible issues where the closing price for the day is lower than the prior closing price.
DECLINES_FREDDIE_MAC <i>Not included in BTDS, SPDS or TSDS files</i>	The total number of Freddie Mac issues where the closing price for the day is lower than the prior closing price.
DECLINES_FANNIE_MAE <i>Not included in BTDS, SPDS or TSDS files</i>	The total number of Fannie Mae issues where the closing price for the day is lower than the prior closing price.
DECLINES_FHLB <i>Not included in BTDS, SPDS or TSDS files</i>	The total number of FHLB issues where the closing price for the day is lower than the prior closing price.
UNCHANGED_ALL_SECURITIES <i>Not included in SPDS or TSDS files</i>	The total number of issues where the closing price for the day remains the same as the prior closing price.
UNCHANGED_INVESTMENT_GRADE <i>Not included in ATDS, SPDS or TSDS files</i>	The total number of Investment Grade issues where the closing price for the day remains the same as the prior closing price.
UNCHANGED_HIGH_YIELD <i>Not included in ATDS, SPDS or TSDS files</i>	The total number of High Yield issues where the closing price for the day remains the same as the prior closing price.
UNCHANGED_CONVERTIBLES <i>Not included in ATDS, SPDS or TSDS files</i>	The total number of Convertible issues where the closing price for the day remains the same as the prior closing price.
UNCHANGED_FREDDIE_MAC <i>Not included in BTDS, SPDS or TSDS files</i>	The total number of Freddie Mac issues where the closing price for the day remains the same as the prior closing price.
UNCHANGED_FANNIE_MAE <i>Not included in BTDS, SPDS or TSDS files</i>	The total number of Fannie Mae issues where the closing price for the day remains the same as the prior closing price.
UNCHANGED_FHLB <i>Not included in BTDS, SPDS or TSDS files</i>	The total number of FHLB issues where the closing price for the day remains the same as the prior closing price.
f_52_WEEK_HIGH_ALL_SECURITIES <i>Not included in SPDS or TSDS files</i>	The total number of issues where the closing price for the day is higher than a prior closing price within the past 52 business weeks (on a rolling basis).
f_52_WEEK_HIGH_INVESTMENT_GRADE <i>Not included in ATDS, SPDS or TSDS files</i>	The total number of Investment Grade issues where the closing price for the day is higher than a prior closing price within the past 52 business weeks (on a rolling basis).
f_52_WEEK_HIGH_HIGH_YIELD <i>Not included in ATDS, SPDS or TSDS files</i>	The total number of High Yield issues where the closing price for the day is higher than a prior closing price within the past 52 business weeks (on a rolling basis).
f_52_WEEK_HIGH_CONVERTIBLES <i>Not included in ATDS, SPDS or TSDS files</i>	The total number of Convertible issues where the closing price for the day is higher than a prior closing price within the past 52 business weeks (on a rolling basis).

f_52_WEEK_HIGH_FREDDIE_MAC <i>Not included in BTDS, SPDS or TSDS files</i>	The total number of Freddie Mac issues where the closing price for the day is higher than a prior closing price within the past 52 business weeks (on a rolling basis).
f_52_WEEK_HIGH_FANNIE_MAE <i>Not included in BTDS, SPDS or TSDS files</i>	The total number of Fannie Mae issues where the closing price for the day is higher than a prior closing price within the past 52 business weeks (on a rolling basis).
f_52_WEEK_HIGH_FHLB <i>Not included in BTDS, SPDS or TSDS files</i>	The total number of FHLM issues where the closing price for the day is higher than a prior closing price within the past 52 business weeks (on a rolling basis).
f_52_WEEK_LOW_ALL_SECURITIES <i>Not included in SPDS or TSDS files</i>	The total number of issues where the closing price for the day is lower than a prior closing price within the past 52 business weeks (on a rolling basis).
f_52_WEEK_LOW_INVESTMENT_GRADE <i>Not included in ATDS, SPDS or TSDS files</i>	The total number of Investment Grade issues where the closing price for the day is lower than a prior closing price within the past 52 business weeks (on a rolling basis).
f_52_WEEK_LOW_HIGH_YIELD <i>Not included in ATDS, SPDS or TSDS files</i>	The total number of High Yield issues where the closing price for the day is lower than a prior closing price within the past 52 business weeks (on a rolling basis).
f_52_WEEK_LOW_CONVERTIBLES <i>Not included in ATDS, SPDS or TSDS files</i>	The total number of Convertible issues where the closing price for the day is lower than a prior closing price within the past 52 business weeks (on a rolling basis).
f_52_WEEK_LOW_FREDDIE_MAC <i>Not included in BTDS, SPDS or TSDS files</i>	The total number of Freddie Mac issues where the closing price for the day is lower than a prior closing price within the past 52 business weeks (on a rolling basis).
f_52_WEEK_LOW_FANNIE_MAE <i>Not included in BTDS, SPDS or TSDS files</i>	The total number of Fannie Mae issues where the closing price for the day is lower than a prior closing price within the past 52 business weeks (on a rolling basis).
f_52_WEEK_LOW_FHLB <i>Not included in BTDS, SPDS or TSDS files</i>	The total number of FHLB issues where the closing price for the day is lower than a prior closing price within the past 52 business weeks (on a rolling basis).
TOTAL_VOLUME_ALL_SECURITIES <i>Not included in SPDS or TSDS files</i>	Format: \$\$\$\$\$.dddddd. The current day's total traded par value (in millions).
TOTAL_VOLUME_INVESTMENT_GRADE <i>Not included in ATDS, SPDS or TSDS files</i>	Format: \$\$\$\$\$.dddddd. The current day's Investment Grade total traded par value (in millions).
TOTAL_VOLUME_HIGH_YIELD <i>Not included in ATDS, SPDS or TSDS files</i>	Format: \$\$\$\$\$.dddddd. The current day's High Yield total traded par value (in millions).
TOTAL_VOLUME_CONVERTIBLE <i>Not included in ATDS, SPDS or TSDS files</i>	Format: \$\$\$\$\$.dddddd. The current day's Convertible total traded par value (in millions).
TOTAL_VOLUME_FREDDIE_MAC <i>Not included in BTDS, SPDS or TSDS files</i>	Format: \$\$\$\$\$.dddddd. The current day's Freddie Mac total traded par value (in millions).
TOTAL_VOLUME_FANNIE_MAE <i>Not included in BTDS, SPDS or TSDS files</i>	Format: \$\$\$\$\$.dddddd. The current day's Fannie Mae total traded par value (in millions).
TOTAL_VOLUME_FHLB <i>Not included in BTDS, SPDS or TSDS files</i>	Format: \$\$\$\$\$.dddddd. The current day's FHLB total traded par value (in millions).

TOTAL_NUMBER_OF_TRANSACTIONS _ALL_SECURITY <i>Not included in SPDS or TSDS files</i>	The total number of valid trades (same-day executions that were disseminated and not subsequently cancelled) reported on the day.
TOTAL_NUMBER_OF_TRANSACTIONS _CUSTOMER_BUY <i>Not included in SPDS or TSDS files</i>	The total number of valid Customer Buy trades (same-day executions that were disseminated and not subsequently cancelled) reported on the day.
TOTAL_SECURITY_TRADED_ CUSTOMER_BUY <i>Not included in SPDS or TSDS files</i>	The total number of issues traded Customer Buy on the day.
TOTAL_VOLUME_CUSTOMER_BUY <i>Not included in SPDS or TSDS files</i>	Format: \$\$\$\$\$.dddddd. The current day's Customer Buy total traded par value (in millions).
TOTAL_NUMBER_OF_ TRANSACTIONS_CUSTOMER_SELL <i>Not included in SPDS or TSDS files</i>	The total number of valid Customer Sell trades (same-day executions that were disseminated and not subsequently cancelled) reported on the day.
TOTAL_SECURITY_TRADED_ CUSTOMER_SELL <i>Not included in SPDS or TSDS files</i>	The total number of issues traded Customer Sell on the day.
TOTAL_VOLUME_CUSTOMER_SELL <i>Not included in SPDS or TSDS files</i>	Format: \$\$\$\$\$.dddddd. The current day's Customer Sell total traded par value (in millions).
TOTAL_NUMBER_OF_ TRANSACTIONS_AFFILIATE_BUY <i>Not included in SPDS or TSDS files</i>	The total number of valid Affiliate Buy trades (same-day executions that were disseminated and not subsequently cancelled) reported on the day.
TOTAL_SECURITY_TRADED_ AFFILIATE_BUY <i>Not included in SPDS or TSDS files</i>	The total number of issues traded Affiliate Buy on the day.
TOTAL_VOLUME_AFFILIATE_BUY <i>Not included in SPDS or TSDS files</i>	Format: \$\$\$\$\$.dddddd. The current day's Affiliate Buy total traded par value (in millions).
TOTAL_NUMBER_OF_ TRANSACTIONS_AFFILIATE_SELL <i>Not included in SPDS or TSDS files</i>	The total number of valid Affiliate Sell trades (same-day executions that were disseminated and not subsequently cancelled) reported on the day.
TOTAL_SECURITY_TRADED_ AFFILIATE_SELL <i>Not included in SPDS or TSDS files</i>	The total number of issues traded Affiliate Sell on the day.
TOTAL_VOLUME_AFFILIATE_SELL <i>Not included in SPDS or TSDS files</i>	Format: \$\$\$\$\$.dddddd. The current day's Affiliate Sell total traded par value (in millions).
TOTAL_NUMBER_OF_TRANSACTIONS _INTER_DEALER <i>Not included in SPDS or TSDS files</i>	The total number of valid Interdealer trades (same-day executions that were disseminated and not subsequently cancelled) reported on the day.
TOTAL_SECURITY_TRADED_ INTER_DEALER <i>Not included in SPDS or TSDS files</i>	The total number of issues traded Interdealer on the day.
TOTAL_VOLUME_INTER_DEALER <i>Not included in SPDS or TSDS files</i>	Format: \$\$\$\$\$.dddddd. The current day's Interdealer total traded par value (in millions).

Fees

Firms that choose to subscribe to one or more SFTP services for Trade Journals will be assessed monthly charges for each MPID or clearing number they enroll in the services. Firms that subscribe to TRACE Security Activity Reports and/or End-of-Day TRACE Transaction files will also be charged monthly for the services to which they subscribe. Charges will appear on each facility's bill (e.g., TRACE charges will be included in the firm's monthly TRACE bills, ADF charges will be assessed in an ADF bill, and ORF and Clearing charges will be included in the firm's ORF bill.) The fees are outlined below.

TRACE Data Delivery SFTP

Firms that subscribe to TRACE Data Delivery SFTP pay a one-time set-up fee of \$250, and a \$200 monthly fee. FINRA ADDS fees will be included in your firm's TRACE bill each month. For more information on the fees, see [FINRA Rule 7730](#).

ORF Data Delivery SFTP

Firms that enroll in ORF Data Delivery SFTP can establish an automated interface to retrieve the prior day's trade journal files on a daily basis. Firms that subscribe an MPID to access ORF trade journal files via Secure File Transfer Protocol (SFTP) will be billed a one-time set-up fee of \$250 per MPID subscribed, as well as a monthly fee of \$200 per MPID.

Clearing Data Delivery SFTP

Firms that enroll in ORF Clearing Data Delivery SFTP can establish an automated interface to retrieve the prior day's trade journal files on a daily basis. Firms that subscribe a clearing number to access ORF clearing trade journal files via Secure File Transfer Protocol (SFTP) will be billed a one-time set-up fee of \$250 per clearing number subscribed, as well as a monthly fee of \$300 per clearing number. Please see [FINRA Rule 7710](#) for more information.

ADF Data Delivery SFTP

Firms that subscribe to ADF Data Delivery SFTP pay a one-time set-up fee of \$250, and a \$200 monthly fee. FINRA ADDS fees for ADF will be sent in a separate bill each month. For more information on the fees, see [FINRA Rule 7510](#).

TRACE Security Activity Report

Firms subscribed to receive the TRACE Security Activity Report will be billed \$750 per month, unless the subscriber is a qualifying tax-exempt organization, in which case FINRA would charge \$250 per month.

End-of-Day TRACE Transaction Files

Firms that subscribe to receive the End-of-Day TRACE Transaction files will be billed \$750 per month, per data set, unless the subscriber is a qualifying tax-exempt organization, in which case FINRA would charge \$250 per month per data set. Subscribers to the Vendor Real-Time Data Feed(s) will not be charged a fee to receive the End-of-Day TRACE Transaction File(s) for the data sets to which they subscribe.

Expected File Delivery and Support

FINRA reserves the right to make changes to the file delivery schedule outlined below as necessary. FINRA will provide advance notification to subscribers via the email address associated with their FINRA Entitlement account, in the event the delivery schedule will be changed permanently.

Scheduled maintenance occurs between the hours of 9 p.m. ET Friday until 6 a.m. ET Monday. It is possible that users may not be able to access the site at that time. While FINRA will make a concerted effort to deliver files on their stated schedule, maintenance may occasionally interrupt the schedule. Whenever possible, FINRA will notify firms in advance of any expected service interruptions.

Availability of Trade Journal Files

Trade Journal Files for a trade report date are made available to SFTP and/or web subscribers on the next business day following the date the trade reports were submitted, as long as that calendar day is not

a FINRA holiday. Trades reported on a Friday will usually be available on Saturday morning; however, Monday by 5am is the expected delivery time.

Files are not delivered on FINRA holidays. Under normal circumstances, daily files are available via SFTP and/or the website by 5 AM ET. There may be circumstances, however, when the data is delayed. If that occurs, FINRA will make its best efforts to deliver the files by 7 AM ET the following business day.

Availability of TRACE Security Activity Reports

The TSAR files are available on a monthly basis for the month three months prior, and will be posted on the first business day of the month.

Availability of End-of-Day TRACE Transaction Files

The EOD TRACE Transaction files are available each trading day by 7:30 p.m.

Support

If you are unable to access the site or the expected data is not available, you may contact FINRA by phone or email.

Contact Information	Hours of Availability
240-386-4020	24 hours a day, Monday through Friday
datadelivery@finra.org	08:00 AM ET to 5 PM ET, Monday through Friday
tracedataservices@finra.org	09:00 AM ET to 5 PM ET, Monday through Friday

When contacting FINRA to report an issue, please provide your firm's Market Participant Identifier (MPID) or, CRD or Organization number and name, your name, and a contact phone number or email address.

Please note: cases raised outside of normal business hours will be addressed during normal business hours. If you have contacted FINRA outside of normal business hours to report an issue, you should expect an update on the status of your case by 10 AM ET the next business day.

Troubleshooting

Access Denied Message

Files will have a status of Access Denied if the MPID is no longer associated with your user account. To determine what MPIDs are listed on your account, click the **My Account** link on the top right corner of the FINRA ADDS website. If you have questions about the MPIDs on your account, please contact your firm's Super Account Administrator for more information.

Unable to Connect via SFTP

If your firm's Gateway IP address changes, this will affect your ability to connect to FINRA via SFTP. If you are unable to connect via SFTP, send an email to datadelivery@finra.org for assistance.

Contact FINRA

Questions about how to use the FINRA ADDS site or about the data provided may be submitted via email to datadelivery@finra.org.