

SIGN UP FOR FINPRO

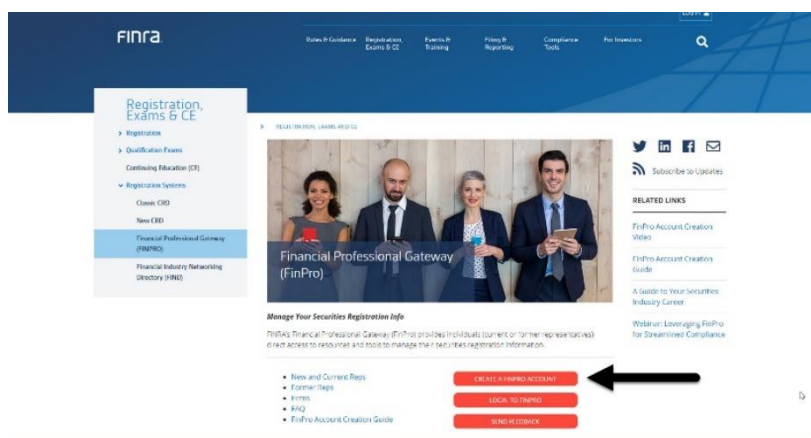
The [Financial Professional Gateway \(FinPro\)](#) is a secure system for current and former registered representatives. Follow the steps below to create a FinPro account, so you can access your individual industry record and other compliance resources.

1. [Create Your Profile](#)
2. [Set up Your Account](#)
 - a. [Password Reset](#)
 - b. [Security Questions and Answers](#)
3. [Verify Your Identity](#)

1. Create Your Profile

1. Open a new internet browser window and go to <https://finpro.finra.org/registeruser/>.

You can also navigate to the page by clicking the **Create a FinPro Account** button on FINRA's FinPro page: <https://www.finra.org/finpro>



Note: If you previously created credentials to request an exam enrollment or access certain other FINRA systems, you can use the same user ID and password to log in to FinPro and then update your profile. See the [Request Access to FINRA Systems](#) page to learn more.

2. Read and acknowledge the FINRA Privacy Statement.

FINRA Privacy Statement

This Privacy Statement relates to the online information collection and use practices of this FINRA Establishment Program and embedded forms and applications (this "Web site"). This Privacy Statement complements the full FINRA Privacy Policy and may be updated from time to time. Updates to FINRA's privacy policies will be posted here and/or in the full FINRA Privacy Policy, as appropriate.

To enable you to be employed in certain positions or participate in certain matters or opportunities in the securities industry in the United States, FINRA collects certain personal data from you for identity verification and regulatory purposes. Personal information may include your name, address, phone number, fingerprints, employment history and any other information that identifies or can be used to identify the person to whom such information pertains. FINRA may use your personal information submitted via this Web site for any regulatory purpose.

This Web site is operated in the United States. If you are located outside of the United States, please be aware that any information you provide to us will be transferred to the U.S. and subject to U.S. laws. By using our Web site, participating in any of our services and/or providing us with your information, you consent to this transfer of data. Additionally, by using our Web site, participating in any of our services and/or providing us with your information you also consent to the collection, transfer, manipulation, storage, disclosure and other uses of your information as described in this Privacy Statement and the FINRA Privacy Policy. If you do not consent to this Privacy Statement or our FINRA Privacy Policy, please do not use this Web site.

By clicking the button below, I certify that I have read and understand all of the terms of the FINRA Establishment Program Agreement and Terms of Use and intend to form a binding agreement with FINRA on those terms without modification or amendment thereto. If I am accepting this agreement on behalf of an organization, I certify that I have the authority of that organization to enter into this agreement.

SIGN UP FOR FINPRO

- Complete the Create Profile screen. See the tables below and on the following page for more information about properly submitting your profile information.

Required “Create Profile” Fields

Field	Notes
First Name	Please provide your legal first name. This field must match the information provided on registration filings submitted by your firm.
Last Name	Please provide your legal last name. This field must match the information provided on registration filings submitted by your firm.
New User ID	Click the link to the right of this field to auto-generate a unique user id for your FinPro account. Note: User credentials created by an administrator at your firm for another FINRA system cannot be used with FinPro. If you created your own credentials for another FINRA system, you may be able to use them to log in to FinPro and then update your profile. Learn more on the Request Access to FINRA Systems page.
Do you have an SSN?	If you have a US SSN, you are required to answer Yes .
SSN	If you have a US SSN, you are required to provide it in this field. Do not enter any other national identification number or random digits. If you do not have a US SSN, select No , and this SSN field will transform into a mandatory CRD# field. Various errors may appear if the SSN provided on the Create Profile screen does not match information on file in other FINRA systems. Please contact FINRA if you receive an SSN error message that you cannot resolve.

SIGN UP FOR FINPRO

Required “Create Profile” Fields, Continued

Field	Notes
CRD#	If you do not have a US SSN, you are required to provide your individual CRD# instead (see screenshot below). All FinPro users must have a CRD# assigned in order to access the system. If you hold or have held approved registrations, your CRD# will be listed on your BrokerCheck report. Contact your firm or the FinPro support team if you need assistance.
Date of Birth	Date of birth must be entered in the format MM/DD/YYYY. Various errors may appear if the date of birth provided on the Create Profile screen does not match information on file in other FINRA systems. Please contact FINRA if you receive an error message that you cannot resolve.
Residential Address	Current residential address information is required. If the system cannot confirm that the details provided in these fields are geographically accurate, you will be prompted to confirm the information before proceeding.
City	
State	
Postal Code	
Country	
Personal Phone	A personal phone number is also required and may be used to verify your identity while creating your FinPro account.
Business Phone	Please provide an appropriate business phone number.
Personal Email	Please provide a personal email address that you will maintain access to when not with a firm. This email address is used to create your account, complete password resets, and send important FinPro system notifications.

The screenshot shows the 'Create Profile' form with the following fields and options:

- Prefix (dropdown)
- First Name* (text input, required)
- Middle Name (text input)
- Last Name* (text input, required)
- Suffix (dropdown)
- New User ID* (text input)
- Do you have an SSN? (radio buttons: Yes, No)
- CRD#* (text input, required if No SSN)
- Residential Address Line 1* (text input)
- City* (text input)
- State* (dropdown)
- Postal Code* (text input)
- Country* (dropdown, set to United States)
- Business Phone* (text input)
- Personal Phone* (text input)
- Business Email (text input)
- Personal Email* (text input)

Helpful text at the bottom of the form:

- Personal phone may be used as part of identity verification (one-time passcode text) during the registration process.
- Personal email is used to validate your account, complete the registration process, and reset passwords.

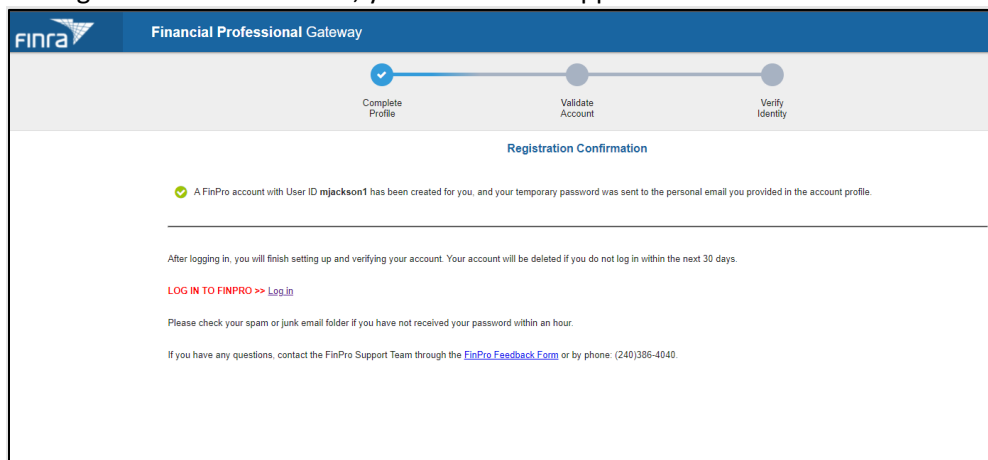
*If you do not have a US SSN, select **No**. The system will prompt you for your CRD# and date of birth.*

SIGN UP FOR FINPRO

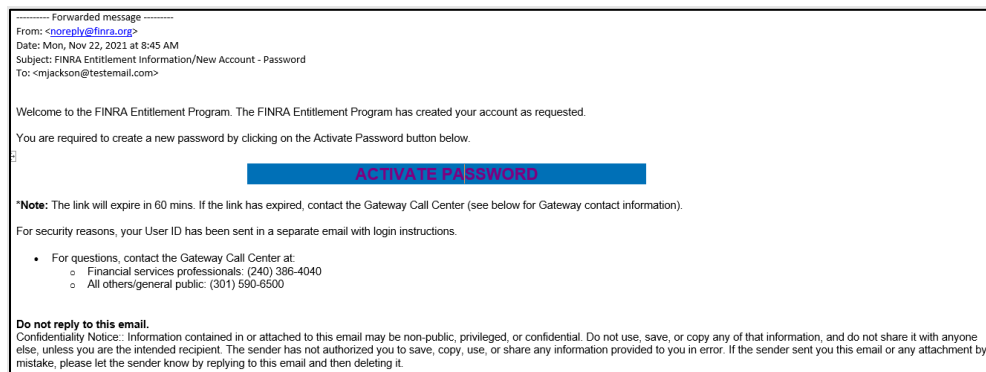
2. Set up Your Account

A. Password Reset

- After creating a new FinPro account, your user ID will appear on a new screen.



- Check your **personal** email account for a message from noreply@finra.org with a link to activate your password. Be sure to check your “spam” or “junk” email folders, and add [FINRA to your email client’s safe sender list](#) to ensure you receive future emails in your inbox.



- The system will then prompt you to reset your password.

SIGN UP FOR FINPRO

FINRA

Reset Password

User ID

New Password
 [Show](#)

Confirm New Password
 [Show](#)

• Don't have an account? [Create Account Here](#)

B. Security Questions and Answers

- Log back in with your new password and set security questions. Please keep in mind that your answers will not be validated.

FINRA

Security Questions

Things to consider when answering security questions:
 Cannot be guessed or researched. Does not change overtime. Is precise, easy, and consistent. Can be remembered. Has many possible answers.

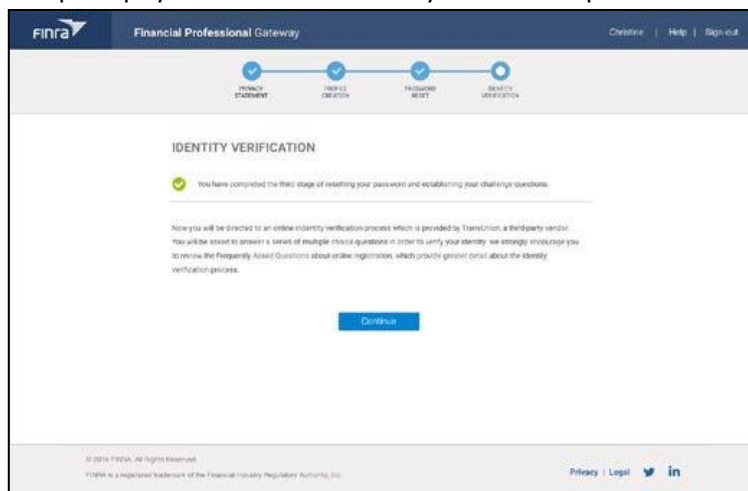
Security Question 1 <input type="text" value="In what city was your high school? (full name of city only)"/>	Answer to Question 1 <input type="text" value="Enter answer here"/>
Security Question 2 <input type="text" value="What is the first name of the best man at your wedding?"/>	Answer to Question 2 <input type="text" value="Enter answer here"/>
Security Question 3 <input type="text" value="In what city was your mother born? (Enter full name of city only)"/>	Answer to Question 3 <input type="text" value="Enter answer here"/>

© 2021 FINRA. All rights reserved. FINRA is a registered trademark of the Financial Industry Regulatory Authority, Inc.
 Privacy | Terms & Conditions | Legal

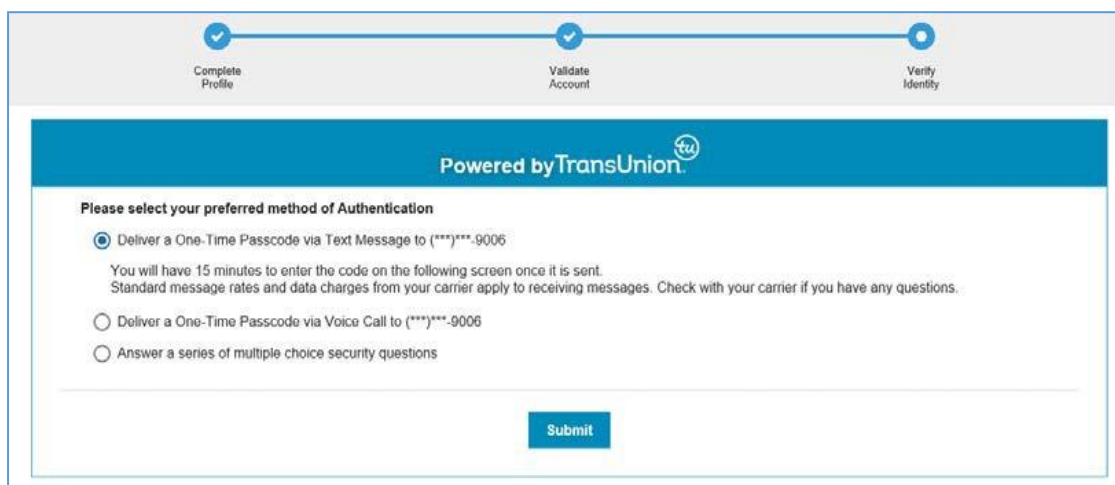
SIGN UP FOR FINPRO

3. Verify Your Identity

8. The next screen will prompt you to start the identity verification process. Press **Continue**.



9. The system will offer one or more of the following options:



- A one-time passcode can only be sent to a personal phone number that can be linked directly to you. This means that individuals with a multi-party plan may not be able to use this option for identity verification.
- TransUnion will offer security questions if there is sufficient information available in their database to do so. See the [FinPro Identity Verification FAQ](#) for more information.

Note: If there is not enough data to generate questions or provide a one-time passcode, the system will prompt you to call FINRA to complete the verification process.

10. Once you are verified, you will have access to FinPro.

©2022. FINRA. All rights reserved. Materials may not be reprinted or republished without the express permission of FINRA. Individuals, firms and data mentioned in these materials are fictitious and are presented exclusively for purposes of illustration or example.