

## SIGN UP FOR FINPRO

The [Financial Professional Gateway \(FinPro\)](#) is a secure system for current and former registered representatives. Follow the steps below to create a FinPro account, so you can access your individual industry record and other compliance resources.

### 1. Create Your Individual Account

- a. Using [Social Login](#)
- b. Using your email
- c. FINRA Confirmation Email

### 2. Setting Your Personalized Password

- a. Activate Password
- b. Complete The Fields
- c. Log In

### 3. Create Your FinPro Profile

- a. Log In
- b. Security Questions and Answers
- c. Privacy Statement
- d. Enter Identifying Information

### 4. Verify Your Identity

### 5. FinPro Home Page

### 6. Required Profile Fields

## SIGN UP FOR FINPRO

### Create Your Individual Account

If you have self-enrolled for an exam or used certain FINRA systems, you already have an account. Skip ahead to Create your FinPro profile. You only need to login and create your FinPro profile.

Open a new internet browser window and go to <http://www.finra.org/finpro> then click on **Create an Account**

First-Time FinPro Users	Returning FinPro Users
<p><b>Before creating an account:</b> Have you self-enrolled in an exam or used one of <a href="#">these FINRA systems</a>? If so, you can use the same system credentials to log in to FinPro.</p> <p><b>Can't remember your user id or password?</b> <a href="#">Recover them via email.</a></p> <p><a href="#">CREATE AN ACCOUNT</a></p>	<p>If you have logged in to FinPro before, sign in or quickly retrieve your credentials through the buttons below.</p> <p><b>Note:</b> You may need to create a new FinPro account if more than three years have passed since your last login. FinPro credentials are automatically deleted after 36 months of inactivity.</p> <p><a href="#">LOG IN TO FINPRO</a></p> <p><a href="#">FORGOT USER ID OR PASSWORD</a></p>

Click **Create Account Here**

Welcome to Financial Professional Gateway

User ID or Personal Email

Password

[View Password](#)

By clicking "Accept and continue" or "Sign in with Google" I certify that I have read, understood, and accepted the [Privacy Policy](#) and the FINRA [Entitlement Program Terms of Use](#).

[ACCEPT AND CONTINUE](#)

or

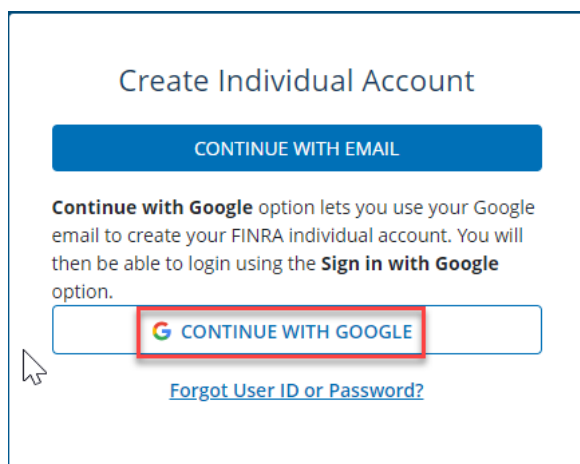
[SIGN IN WITH GOOGLE](#)

[Forgot User ID or Password?](#)

Don't have an account? [Create Account Here](#)

# SIGN UP FOR FINPRO

## a. Using Social Login

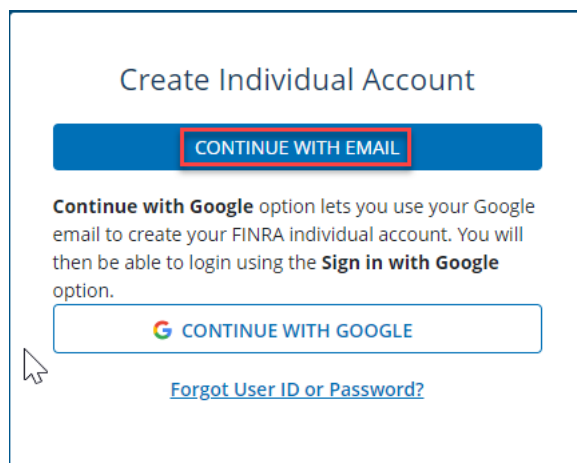


The screenshot shows a web form titled "Create Individual Account". At the top is a blue button labeled "CONTINUE WITH EMAIL". Below it is a paragraph of text: "Continue with Google option lets you use your Google email to create your FINRA individual account. You will then be able to login using the Sign in with Google option." Underneath this text is a button with the Google logo and the text "CONTINUE WITH GOOGLE", which is highlighted with a red rectangular box. At the bottom of the form is a blue link that says "Forgot User ID or Password?". A mouse cursor is visible on the left side of the "CONTINUE WITH GOOGLE" button.

Note: The [social login](#) feature allows public/individual authenticated users who require an account to access FINRA's systems to register and log in using their existing Google account credentials. Social login makes the onboarding process easy and simplifies the authentication process by using user's existing Google account information and credentials.

## b. Using your email address.

- i. Click on **Continue with Email** to begin.



The screenshot shows the same "Create Individual Account" form as above. In this version, the blue button at the top labeled "CONTINUE WITH EMAIL" is highlighted with a red rectangular box. The rest of the form, including the text, the "CONTINUE WITH GOOGLE" button, and the "Forgot User ID or Password?" link, remains the same. A mouse cursor is visible on the left side of the "CONTINUE WITH GOOGLE" button.

- ii. Complete the form then click on **Accept and Continue**.

## SIGN UP FOR FINPRO

## Create Account

\* indicates required field.


First Name \*

Last Name \*

Personal Email \*

User ID \*

[Generate User ID](#)

 I'm not a robot   
reCAPTCHA  
[Privacy](#) - [Terms](#)

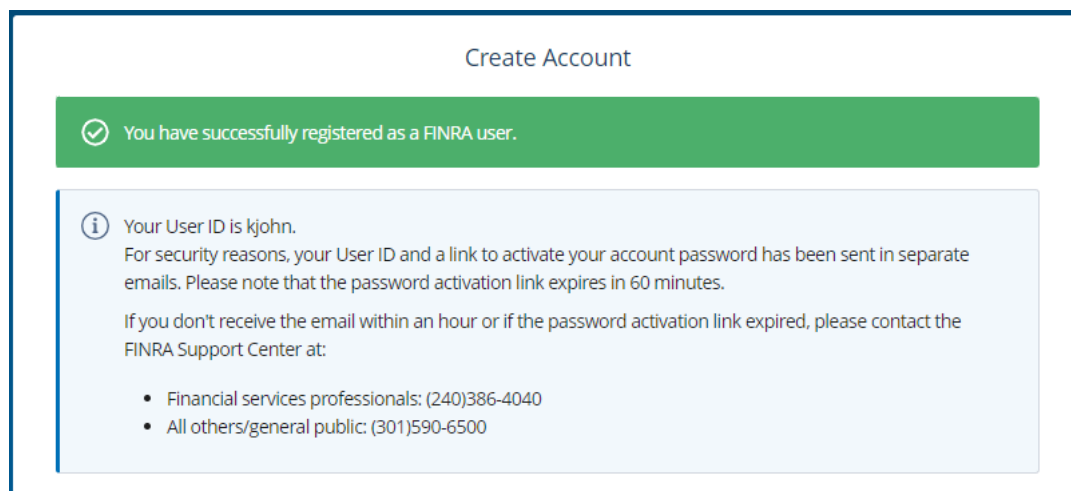
By clicking "Accept and continue" or "Sign in with Google" I certify that I have read, understood, and accepted the [Privacy Policy](#) and the FINRA [Entitlement Program Terms of Use](#).

ACCEPT AND CONTINUE

Already have an account? [Log in.](#)

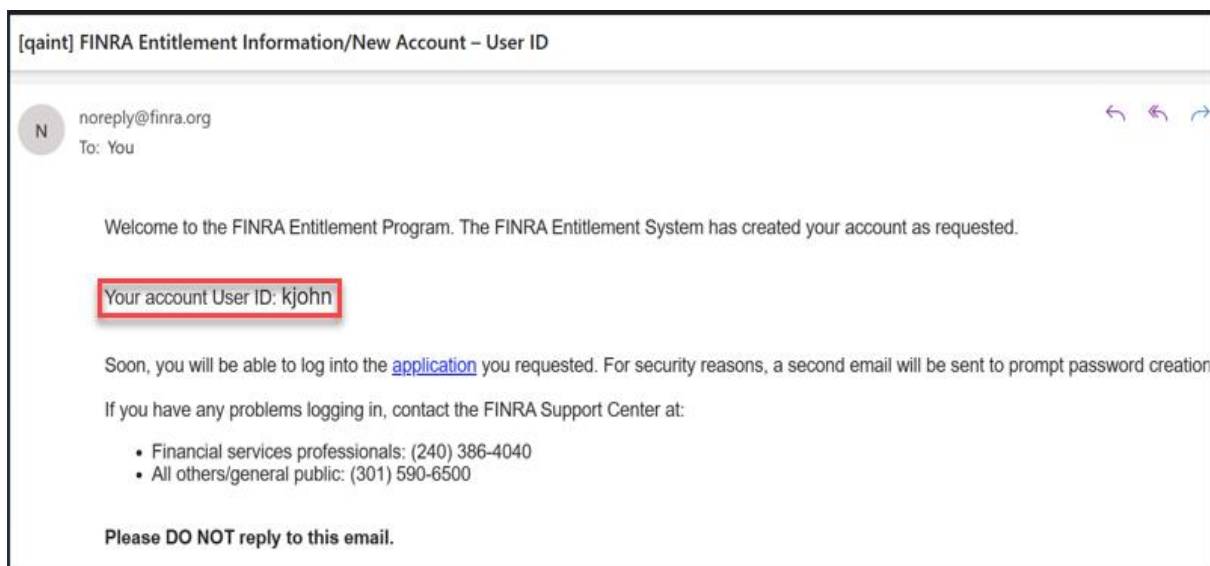
## SIGN UP FOR FINPRO

- iii. Your individual account has been created.



- c. FINRA Confirmation Email

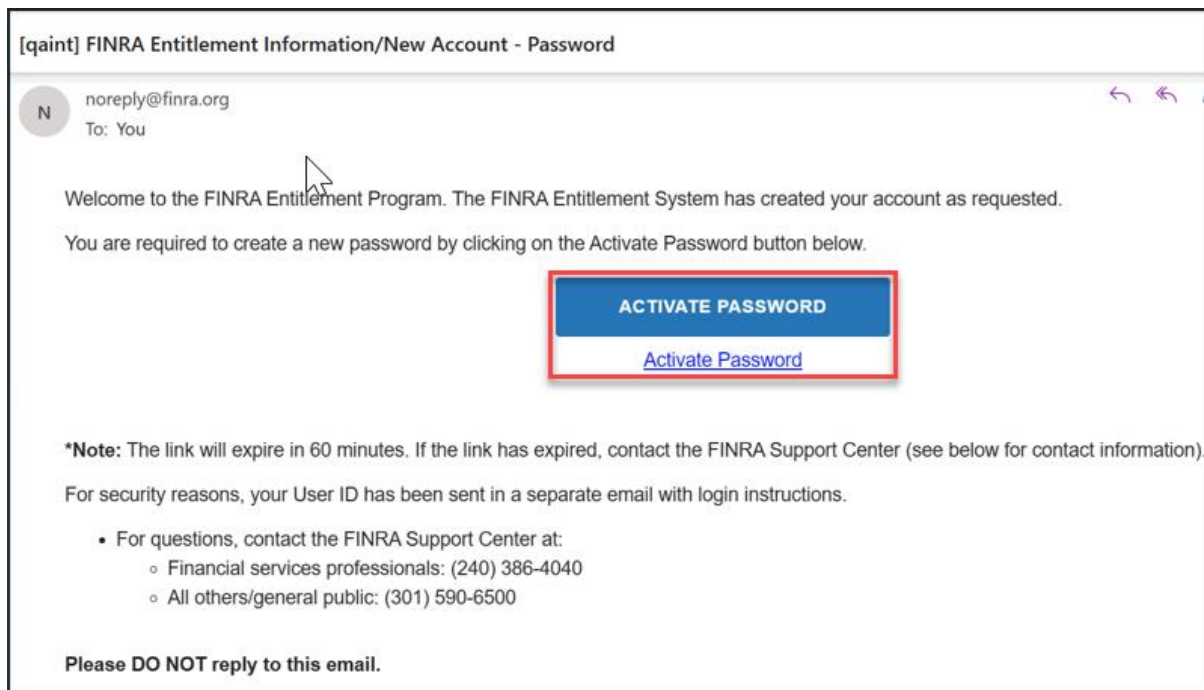
You will receive an email from [noreply@finra.org](mailto:noreply@finra.org) with your user ID. Be sure to check your “spam” or “junk” email folders, and add [FINRA to your email client's safe sender list](#) to ensure you receive future emails in your inbox.



## SIGN UP FOR FINPRO

### Setting Your Personalized Password

a. You will receive an email from [noreply@finra.org](mailto:noreply@finra.org) to activate your password. Click on **Activate Password**.



b. Complete the fields to reset your password, then select **Save**.


## SIGN UP FOR FINPRO

### Reset Password


User ID

New Password

 Show


Confirm New Password


 Show

CANCEL
SAVE

- c. Your password has been reset, click on **Back to Log In** to create your FinPro profile.

### Reset Password


Password was changed successfully


Your password has been reset. Please note the system may take up to 10 minutes to sync the new password.

BACK TO LOG IN

## Create Your FinPro Profile

- a. Login to your account.
  - i. Enter your User ID or personal email and password, then click on **Accept and continue**. You may also click on **Sign in with Google**.

## SIGN UP FOR FINPRO

Welcome to Financial Professional Gateway

User ID or Personal Email


Password

[View Password](#)

By clicking "Accept and continue" or "Sign in with Google" I certify that I have read, understood, and accepted the [Privacy Policy](#) and the FINRA [Entitlement Program Terms of Use](#).

**ACCEPT AND CONTINUE**

\_\_\_\_\_ or \_\_\_\_\_

 **SIGN IN WITH GOOGLE** ⓘ

[Forgot User ID or Password?](#)

Don't have an account? [Create Account Here](#)

- b. Select your security questions and corresponding answers, then click **Continue**.

Security Questions

**Things to consider when answering security questions:**  
Cannot be guessed or researched. Does not change over time. Is precise, easy, and consistent. Can be remembered. Has many possible answers.

Security Question 1	Answer to Question 1
<input type="text" value="In what city was your high school? (full name of city only)"/>	<input type="text"/>
Security Question 2	Answer to Question 2
<input type="text" value="What is the first name of the best man at your wedding?"/>	<input type="text"/>
Security Question 3	Answer to Question 3
<input type="text" value="In what city was your mother born? (Enter full name of city only)"/>	<input type="text"/>

**CONTINUE**

Don't have an account? [Create Account Here](#)

- c. Read and acknowledge the FINRA Privacy Statement. You must click on **Agree** to continue.



## SIGN UP FOR FINPRO

## FINRA Privacy Statement

This Privacy Statement relates to the online information collection and use practices of the FINRA Financial Professional Gateway website, including any embedded forms and applications. This Privacy Statement complements the full FINRA Privacy Policy and may be updated from time to time. Updates to FINRA's privacy policies will be posted here and/or in the full FINRA Privacy Policy, as appropriate.

To enable you to be employed in certain positions or participate in certain matters or opportunities in the securities industry in the United States, FINRA collects certain personal data from you for identity verification and regulatory purposes. Personal information may include your name, personal address, personal phone number, fingerprints, employment history, business email address, and any other information that identifies or can be used to identify the person to whom such information pertains. FINRA may use and share your personal information submitted via this Web site for regulatory purposes. In addition, FINRA may share your FinPro contact information with the firm where you are registered so they may verify you are able to receive important and required information.

This Web site is operated in the United States. The US may not have the same level of data protection as your home country. If you are located outside of the United States, please be aware that any information you provide to us will be transferred to the U.S. and subject to U.S. laws. By using our Web site, participating in any of our services and/or providing us with your information, you consent to this transfer of data. Additionally, by using our Web site, participating in any of our services and/or providing us with your information you also consent to the collection, transfer, manipulation, storage, disclosure and other uses of your information as described in this Privacy Statement and the FINRA Privacy Policy. As a regulatory organization, FINRA has an obligation to keep records, including FinPro data, for a minimum of five years in order to meet our regulatory requirements. If you do not consent to this Privacy Statement or our FINRA Privacy Policy, please do not use this Web site.

By clicking the button below, I certify that I have read, understood, and accepted the [CE Licensed Product End User Terms of Use](#) and intend to form a binding agreement with FINRA on those terms without modification or amendment thereto.

Agree

Disagree

d.

## SIGN UP FOR FINPRO

## e. Identifying Information

- i. Enter the additional information requested. Once you select **Yes**, enter your SSN, check the reCAPTCHA, then click on **Next** to proceed with the identity verification process.

**Additional Information Needed**

We will need some additional information from you in order to complete your FinPro profile.

**Let's find your Registration information**

Please provide the following identifying information.

Enter your Date of Birth \*

Do you have a Social Security Number? ⓘ

Yes  No

Social Security Number\*

Re-enter Social Security Number\*

[View SSN](#) [View SSN](#)

**NEXT**

*Note: If you have an SSN and chose to enter your CRD number the system will redirect you to enter the SSN to proceed. If you chose not to enter the SSN you will need to contact the FINRA Support Center for assistance. If you do not have an SSN you should select **No**, then enter your CRD number.*

- ii. Complete the form to verify your identity, then click on **Next**.

In the next step you will be asked to complete an online identity verification process powered by TransUnion, a nationally recognized identity service provider.

To start, we need to collect your current residential address for the identity verification.

Personal Phone\* ⓘ

Business Phone\*

Residential Address Line 1\*

Residential Address Line 2

City\*

State\*

Postal Code\*

Country\*

**NEXT**

## SIGN UP FOR FINPRO

## Identity Verification

Click **Continue** to proceed.

Complete Profile      Validate Account      Verify Identity

### Identity Verification

You will now be asked to complete an online identity verification process powered by TransUnion<sup>tu</sup>, a nationally recognized identity verification service provider. Two types of verification may be used including one-time passcode or a knowledge based exam to verify your identity. FINRA does not store the questions generated by TransUnion<sup>tu</sup> or your responses.

We strongly encourage you to review the [Frequently Asked Questions](#) about online registration, which provide greater detail about the identity verification process.

[Continue](#)

Once you have been verified you will have access and be redirected to your FinPro account home page with the 'Summary' section at the top.

## FinPro Home Page

The summary section displays your name, CRD number, email address(es) and continuing education status. You can click on 'My Account' in the top right corner to update contact information.

FINRA Financial Professional Gateway [My Account](#) [Help](#) [NEW](#) [Sign out](#)

Summary

Employment

Registrations

Qualifications

Continuing Ed

Disclosures

(CRD# )

Personal Email [@hotmail.com](#)

Secondary/Business Email [None](#)

**Continuing Education Status**

Regulatory Element CE **Required** by 12/31/2024

**Reminders**

You can now start your required Regulatory Element Continuing Education (CE). It must be completed on or before 12/31/2024. [View and Take Outstanding CE.](#)

**Current Registrations**

State Registrations

California

Connecticut

Florida

SRO Registrations

FINRA

**Actions (Quick Links)**

[Print My Report](#)

**FinPro Attestation**

I have reviewed the information contained in FinPro as requested by:

. LLC

The information is up-to-date and accurate.

Some information is incorrect and needs to be updated. I will contact my firm(s) to provide updated information.

[Apply](#)

# SIGN UP FOR FINPRO

## Required Profile Fields

Field	Notes
First Name	Please provide your legal first name. This field must match the information provided on registration filings submitted by your firm.
Last Name	Please provide your legal last name. This field must match the information provided on registration filings submitted by your firm.
New User ID	Click the link to the right of this field to auto-generate a unique user ID for your FinPro account.  <b>Note:</b> User credentials created by an administrator at your firm for another FINRA system cannot be used with FinPro. If you created your own credentials for another FINRA system, you may be able to use them to log in to FinPro and then update your profile. Learn more on the <a href="#">Request Access to FINRA Systems</a> page.
Do you have an SSN?	If you have a US SSN, you are required to answer <b>Yes</b> .
SSN	If you have a US SSN, you are required to provide it in this field. Do not enter any other national identification number or random digits. If you do not have a US SSN, select <b>No</b> , and this SSN field will transform into a mandatory CRD number field.  Various errors may appear if the SSN provided on the Create Profile screen does not match information on file in other FINRA systems. Please contact FINRA if you receive an SSN error message that you cannot resolve.
CRD#	If you do not have a US SSN, you are required to provide your individual CRD number instead. All FinPro users must have a CRD number assigned in order to access the system. If you hold or have held approved registrations, your CRD number will be listed on your <a href="#">BrokerCheck</a> report. Contact your firm or the FinPro support team if you need assistance.
Date of Birth	Date of birth must be entered in the format MM/DD/YYYY.  Various errors may appear if the date of birth provided on the Create Profile screen does not match information on file in other FINRA systems. Please contact FINRA if you receive an error message that you cannot resolve.
Residential Address <ul style="list-style-type: none"> <li>• City</li> <li>• State</li> <li>• Postal Code</li> <li>• County</li> </ul>	Current residential address information is required. If the system cannot confirm that the details provided in these fields are geographically accurate, you will be prompted to confirm the information before proceeding.  Please note that you should provide your current residential address, even if it has not yet been updated on your industry record. This information is used to verify your identity and finish creating your FinPro account.
Personal Phone	A personal phone number is also required and may be used to verify your identity while creating your FinPro account.
Business Phone	Please provide an appropriate business phone number.
Personal Email	Please provide a personal email address that you will maintain access to when not with a firm. This email address is used to create your account, complete password resets, and send important FinPro system notifications.

©2024. FINRA. All rights reserved. Materials may not be reprinted or republished without the express permission of FINRA. Individuals, firms and data mentioned in these materials are fictitious and are presented exclusively for purposes of illustration or example.